



## TECHNICAL GUIDE

### SPLIT-SYSTEM HEAT PUMPS

13 SEER – R-410A

#### MODELS:

**YHJD18 THRU 60**

**(1.5 THRU 5 NOMINAL TONS - 1PHASE)**



Due to continuous product improvement, specifications are subject to change without notice.

Visit us on the web at [www.york.com](http://www.york.com)

Additional rating information can be found at  
[www.ahridirectory.org](http://www.ahridirectory.org)

#### WARRANTY

Standard 5-year limited parts warranty.  
10-year limited compressor warranty.

**Extended 10-year limited parts warranty when product is registered online within 90 days of purchase for replacement or closing for new home construction.**

#### DESCRIPTION

The 13 SEER Series unit is the outdoor part of a versatile climate system. It is designed with a matching indoor coil component from Johnson Controls Unitary Products. Available for typical applications this climate system is supported with accessories and documents to serve specific functions.

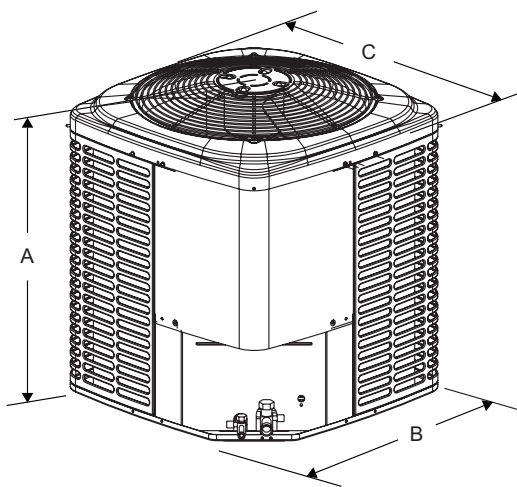
#### FEATURES

- **Quality Condenser Coils** - The coil is constructed of copper tubing and enhanced aluminum fins for increased efficiency and corrosion protection.
- **Protected Compressor** - The compressor is internally protected against high pressure, temperature, and externally by a factory installed high pressure switch. This is accomplished by the simultaneous operation of high pressure relief valve and a temperature sensor which protects the compressor if undesirable operating conditions occur. A liquid line filter-drier further protects the compressor.
- **Durable Finish** - The cabinet is made of pre-painted steel. The pre-treated galvanized steel provides a better paint to steel bond, which resists corrosion and rust creep. Special primer formulas and matted-textured finish insure less fading when exposed to sunlight.
- **Lower Installed Cost** - Installation time and costs are reduced by easy power and control wiring connections. Available in sweat connect models only. The unit contains enough refrigerant for matching indoor coils and 15 feet of interconnecting piping. The small base dimension means less space is required on the ground or roof.
- **Top Discharge** - The warm air from the top mounted fan is blown up away from the structure and any landscaping. This allows compact location on multi-unit applications.
- **Low Operating Sound Level** - The upward air flow carries the normal operating noise away from the living area. The rigid top panel effectively isolates any motor sound. Isolator mounted compressor and the rippled fins of the condenser coil muffle the normal fan motor and compressor operating sounds.
- **Low Maintenance** - Long life permanently lubricated motor-bearings need no annual servicing.
- **Easy Service Access** - Fully exposed refrigerant connections, and a single panel covering the electrical controls make for easy servicing of the unit.
- **Secured Service Valves** - Secured re-usable service valves are provided on both the liquid and vapor sweat connections for ease of evacuating and charging.
- **U.L. and C.U.L. listed** - approved for outdoor application.
- **Agency Listed** - U.L. and C.U.L. listed - approved for outdoor application. The unit is certified in accordance with the Unitary Small Equipment certification program, which is based on ARI Standard 210/240.

## Physical and Electrical Data

MODEL	YHJD18 S41S1	YHJD24 S41S1	YHJD30 S41S1	YHJD36 S41S1	YHJD42 S41S1	YHJD48 S41S1	YHJD60 S41S2	
Unit Supply Voltage	208-230V, 1 $\phi$ , 60Hz							
Normal Voltage Range <sup>1</sup>	187 to 252							
Minimum Circuit Ampacity	9.6	12.0	15.4	19.6	28.6	30.9	37.4	
Max. Overcurrent Device Amps <sup>2</sup>	15	20	25	30	50	50	60	
Min. Overcurrent Device Amps <sup>3</sup>	15	15	20	20	30	35	40	
Compressor Type	Recip	Recip	Recip	Recip	Scroll	Scroll	Scroll	
Compressor Amps	Rated Load	7.12	8.9	11.65	14.72	21.76	23.61	28.8
	Locked Rotor	47.0	48.0	60.0	83.0	105.0	150.0	150.0
Crankcase Heater	Yes	Yes	Yes	Yes	No	No	No	
Fan Motor Amps	Rated Load	0.70	0.80	0.80	1.5	1.5	1.5	1.5
Fan Diameter Inches	24	24	24	24	24	24	24	
Fan Motor	Rated HP	1/10	1/8	1/8	1/4	1/4	1/4	1/4
	Nominal RPM	825	1075	1075	850	850	850	850
	Nominal CFM	2200	2900	3100	3800	3800	3600	3600
Coil	Face Area Sq. Ft.	15.7	18.3	21.0	23.58	23.58	23.58	23.6
	Rows Deep	1	1	1	1	1	2	2
	Fin / Inches	22	22	22	22	22	18	18
Liquid Line Set OD (Field Installed)	3/8	3/8	3/8	3/8	3/8	3/8	3/8	
Vapor Line Set OD (Field Installed)	3/4	3/4	3/4	3/4	7/8	7/8	7/8	
Unit Charge (Lbs. - Oz.) <sup>4</sup>	6 - 5	8 - 7	9 - 12	9 - 15	9 - 12	13 - 9	13 - 6	
Charge Per Foot, Oz.	.62	.62	.62	.62	.67	.67	0.67	
Operating Weight Lbs.	172	184	196	208	208	275	290	

1. Rated in accordance with ARI Standard 110, utilization range "A".
2. Dual element fuses or HACR circuit breaker. Maximum allowable overcurrent protection.
3. Dual element fuses or HACR circuit breaker. Minimum recommended overcurrent protection.
4. The Unit Charge is correct for the outdoor unit, matched indoor coil and 15 feet of refrigerant tubing. For tubing lengths other than 15 feet, add or subtract the amount of refrigerant, using the difference in length multiplied by the per foot value.



All dimensions are in inches. They are subject to change without notice. Certified dimensions will be provided upon request.

Unit Model	Dimensions (Inches)			Refrigerant Connection Service Valve Size	
	A <sup>1</sup>	B	C	Liquid	Vapor
18	28	34	34	3/8"	3/4"
24	32	34	34		
30	36	34	34		
36	40	34	34		
42	40	34	34	7/8"	
48	40	34	34		
60	40	34	34		

1. Including Fan Guard.

System Charge for Various Matched Systems							
Outdoor Unit	YHJD18S41S1	YHJD24S41S1	YHJD30S41S1	YHJD36S41S1	YHJD42S41S1	YHJD48S41S1	YHJD60S41S2
Required Orifice or TXV <sup>1</sup>	1TVM04E1	1TVM04G1	1TVM04G1	1TVM04H1	1TVM04H1	1TVM04J1	1TVM04K1
Factory Charge, lbs-oz	6 - 5	8 - 7	9 - 12	9 - 15	9 - 12	13 - 9	13 - 6
Indoor Coil <sup>2,3</sup>	Additional Charge, Oz						
FC/MC/PC/UC18AB	0	-	-	-	-	-	-
FC/MC/PC/UC24AB	4	-	-	-	-	-	-
FC/MC/PC30AB	4	-	-	-	-	-	-
FC/MC/PC32A	-	0	-	-	-	-	-
FC/MC/PC35BC	-	0	-	-	-	-	-
FC/MC/PC37A	-	6	0	0	-	-	-
FC/MC/PC43BC	-	6	0	0	-	-	-
FC/MC/PC/UC48CD	-	-	-	10	0	-	-
FC/MC/PC/UC60CD	-	-	-	-	0	0	-
FC/MC62D	-	-	-	-	-	12	0
HC18A	1	-	-	-	-	-	-
HC30A	10	0	-	-	-	-	-
HC36B	-	0	-	-	-	-	-
HC42	-	-	0	0	-	-	-
HC60	-	-	-	-	0	0	-
HD24	14	-	-	-	-	-	-
HD36	-	2	-	-	-	-	-
HD48	-	-	8	8	-	-	-
HD60	-	-	-	-	0	7	-
AHP18	0	-	-	-	-	-	-
AHP30	-	0	-	-	-	-	-
AHP36	-	-	0	0	-	-	-
AHP/SHP48	-	-	-	-	0	0	-
AHP/SHP60	-	-	-	-	-	0	-
AHX30	-	0	-	-	-	-	-
AHX36	-	6	0	0	-	-	-
AHX42	-	-	-	-	0	-	-
AHX48	-	-	-	-	0	0	-
AHX60	-	-	-	-	-	-	0
AV*24	3	-	-	-	-	-	-
AV*36	-	6	0	0	-	-	-
AV/SV*48	-	-	-	-	0	0	-
AV/SV*60	-	-	-	-	-	0	-
F4FP24	0	-	-	-	-	-	-
F4FP45	-	-	-	0	0	-	-
F5FP48	-	-	-	-	0	0	-
F4FV60	-	-	-	-	-	0	-
F5FP60	-	-	-	-	-	0	-
F6FP030	-	+ 0	-	-	-	-	-
F6FP036	-	+ 0	+ 0	-	-	-	-
F6FP042	-	-	-	+ 10	+ 0	-	-
F6FP048	-	-	-	-	+ 0	+ 0	-
F6FP060	-	-	-	-	-	-	0

**FOOTNOTES:**

1. For applications requiring a TXV use 1TVM0 series kit.
2. Systems matched with furnace or air handlers not equipped with blower-off delays may require blower Time Delay Kit 2FD06700224.
3. PC coils cannot be used in downflow or horizontal applications. FC coils cannot be used in horizontal applications.

**PROCEDURES:**

1. Unit factory charge listed on the unit nameplate includes refrigerant for the condenser, the smallest evaporator and 15 feet of interconnecting line tubing.
2. Verify the TXV and additional charge required for specific evaporator coil in the system using the above table.
3. Additional charge for the amount of interconnecting line tubing greater than 15 feet at the rate specified in Physical and Electrical Data Table.
4. For TXV matches requiring additional charge, the refrigerant needs to be weighed in for specific coil match and lineset length.
5. Permanently mark the unit nameplate with the total system charge. Total System Charge = Base Charge (as shipped) + adder for evaporator + adder for line set.

**COOLING CAPACITY - With Air Handler Coils**

UNIT MODEL	AIR HANDLER		COIL MODEL <sup>1</sup>	COOLING				
	MODEL	W		RATED CFM	NET MBH		SEER	EER
					TOTAL	SENS.		
<b>13 SEER HP WITH MA</b>								
YHJD18S41S1	MA08B	17	FC/MC/PC18B	600	17.0	12.6	13.00	11.00
	MA08B	17	FC/MC/PC24B	600	17.0	12.9	13.50	11.00
YHJD24S41S1	MA08B	17	FC/MC/PC35B	800	23.0	17.5	13.00	11.00
YHJD30S41S1	MA12B	17	FC/MC/PC43B	1000	29.0	23.4	13.00	11.00
YHJD36S41S1	MA12B	17	FC/MC/PC43B	1200	35.0	26.8	13.00	11.00
	MA14D	24	FC/MC/PC48D	1200	35.0	27.0	13.00	11.00
YHJD42S41S1	MA14D	24	FC/MC/PC48D	1400	41.5	31.4	13.00	11.00
	MA16C	21	FC/MC/PC48C	1400	41.5	31.4	13.00	11.00
	MA14D	24	FC/MC/PC60D	1400	41.0	31.2	13.00	11.00
	MA16C	21	FC/MC/PC60C	1400	41.0	31.2	13.00	11.00
YHJD48S41S1	MA16C	21	FC/MC/PC60C	1600	47.0	35.6	13.00	11.00
	MA20D	24	FC/MC/PC60D	1600	47.0	35.6	13.00	11.00
	MA20D	24	MC62D	1600	47.0	35.6	13.00	11.00
YHJD60S41S1	MA20D	24	MC62D	1800	54.0	42.5	13.00	11.00
<b>13 SEER HP WITH MV - VARIABLE SPEED</b>								
YHJD18S41S1	MV12B	17	FC/MC/PC18B	600	17.0	12.9	14.00	12.00
	MV12B	17	FC/MC/PC24B	600	17.0	13.2	14.00	12.00
YHJD24S41S1	MV12B	17	FC/MC/PC35B	800	23.0	17.9	14.00	12.00
	MV16C	21	FC/MC/PC35C	800	23.0	17.9	14.00	12.00
YHJD30S41S1	MV16C	21	FC/MC/PC35C	1000	29.0	23.6	14.00	12.00
	MV12B	17	FC/MC/PC43B	1000	29.0	23.8	14.00	12.00
	MV16C	21	FC/MC/PC43C	1000	29.0	24.0	14.00	12.00
YHJD36S41S1	MV12B	17	FC/MC/PC43B	1200	35.0	27.0	13.50	11.50
	MV16C	21	FC/MC/PC43C	1200	35.0	27.2	13.50	11.50
	MV12D	24	FC/MC/PC48D	1150	35.0	26.8	13.50	11.50
	MV16C	21	FC/MC/PC48C	1200	35.0	27.4	13.50	11.50
	MV20D	24	FC/MC/PC48D	1200	35.0	27.4	13.50	11.50
YHJD42S41S1	MV16C	21	FC/MC/PC48C	1400	42.0	31.8	14.00	12.00
	MV20D	24	FC/MC/PC48D	1400	42.0	32.0	14.00	12.00
	MV20D	24	FC/MC/PC60D	1400	41.5	31.8	14.00	12.00
YHJD48S41S1	MV20D	24	FC/MC/PC60D	1600	47.5	36.0	14.00	11.80
	MV20D	24	MC62D	1600	47.5	36.0	14.00	12.00
YHJD60S41S1	MV20D	24	MC62D	1800	54.5	43.0	13.50	11.60
<b>13 SEER HP WITH AV / SV / F*FV - VARIABLE SPEED</b>								
YHJD18S41S1	AV*24	17	-	550	17.0	13.0	14.00	12.00
YHJD24S41S1	AV*36	21	-	725	24.0	17.8	14.50	12.50
YHJD30S41S1	AV*36	21	-	1000	29.0	24.4	14.00	12.00
YHJD36S41S1	AV*36	21	-	1190	35.0	28.2	14.00	12.00
YHJD42S41S1	AV/SV*48	24	-	1385	41.5	31.8	14.25	12.00
YHJD48S41S1	AV/SV*48	24	-	1600	47.5	36.2	14.00	11.80
	AV/SV*60	24	-	1560	47.5	35.0	14.50	12.00
	F4FV060	24	-	1600	47.5	36.2	14.00	11.80

For Notes See Page 5.

**COOLING CAPACITY - With Air Handler Coils (Continued)**

UNIT MODEL	AIR HANDLER		COIL MODEL <sup>1</sup>	COOLING				
	MODEL	W		RATED CFM	NET MBH		SEER	EER
					TOTAL	SENS.		
<b>13 SEER HP WITH AHP / SHP / AHX / F*FP</b>								
YHJD18S41S1	AHP18	17	—	600	17.0	12.7	13.00	11.00
	F4FP024	17	—	600	17.0	12.6	13.00	11.00
YHJD24S41S1	AHP30	17	—	800	23.0	17.2	13.00	11.00
	AHX30	17	—	820	24.0	18.5	14.50	12.50
	AHX36	21	—	815	24.0	18.9	14.50	12.50
	F6FP030	17	—	850	24.0	18.5	14.25	12.00
	F6FP036	21	—	855	24.0	18.6	14.50	12.20
YHJD30S41S1	AHP36	21	—	1000	29.0	23.2	13.00	11.00
	AHX36	21	—	1005	29.6	24.6	14.30	12.00
	F6FP036	21	—	980	29.0	23.4	14.00	12.00
YHJD36S41S1	AHP36	21	—	1200	35.0	26.8	13.00	11.00
	AHX36	21	—	1225	35.0	28.4	14.00	12.00
	F4FP045	24	—	1200	35.0	26.8	13.00	11.00
	F6FP042	21	—	1405	35.0	31.2	14.00	12.00
YHJD42S41S1	AHP/SHP48	21	—	1400	41.5	31.4	13.00	11.00
	AHX42	21	—	1395	41.5	32.0	14.25	12.00
	AHX48	24	—	1445	41.5	32.8	14.25	12.00
	F4FP045	24	—	1400	41.0	31.2	13.00	11.00
	F5FP048	24	—	1450	41.0	32.6	13.00	11.00
	F6FP042	21	—	1455	41.5	32.6	14.25	12.00
YHJD48S41S1	F6FP048	24	—	1380	41.5	32.4	14.00	11.50
	AHP/SHP60	24	—	1600	47.0	36.0	14.00	11.50
	AHX48	24	—	1660	48.0	36.4	14.50	12.00
	F5FP048	24	—	1700	47.5	36.6	14.00	11.50
	F5FP060	24	—	1700	47.5	36.8	14.00	11.50
YHJD60S41S1	F6FP048	24	—	1625	48.0	36.4	14.25	12.00
	AHX60	24	—	1680	54.5	42.0	13.50	11.50
	F6FP060	24	—	1710	56.5	42.0	13.50	11.50

Rated in accordance with DOE test procedures (Federal Register 12-27-79 and 3-18-88) and ARI Standards 210.  
Cooling MBH based on 80°F entering air temperature, 50% RH, and rated air flow.  
EER (Energy Efficiency Ratio) is the total cooling output in BTU's at 95°F outdoor ambient divided by the total electric power in watt-hours at those conditions.  
SEER (Seasonal Energy Efficiency Ratio) is the total cooling output in BTU's during a normal annual usage period for cooling divided by the total electric power input in watt-hours during the same period.

1. MC coils available with a factory installed horizontal drain pan. See price pages for specific model number.  
— = Not applicable.

**COOLING CAPACITY - Upflow, Downflow & Horizontal Furnaces and Coils**

UNIT MODEL	FURNACE**		COIL MODEL	COOLING				
	CFM RANGE (Min.-max.)	W		RATED CFM	NET MBH		SEER <sup>1</sup>	EER
					TOTAL	SENS.		
YHJD18S41S1	450 - 750	14,17	FC/MC/PC18	600	17.0	12.6	13.00	11.00
	450 - 750	14,17	FC/MC/PC24	600	17.0	12.9	13.50	11.00
	450 - 750	14	HC18	600	17.0	12.6	13.00	11.00
	450 - 750	14	HC30	600	17.0	12.8	13.00	11.00
	450 - 750	14	HD24	600	17.0	13.0	13.50	11.00
YHJD24S41S1	600 - 1000	14	FC/MC/PC32	800	23.0	17.5	13.00	11.00
	600 - 1000	17,21	FC/MC/PC35	800	23.0	17.5	13.00	11.00
	600 - 1000	14	HC30	800	23.0	17.2	13.00	11.00
	600 - 1000	17	HC36	800	23.0	17.5	13.00	11.00
	600 - 1000	14,17	HD36	800	23.0	16.4	13.00	11.00
YHJD30S41S1	800 - 1200	14	FC/MC/PC37	1000	29.0	23.4	13.00	11.00
	800 - 1200	17,21	FC/MC/PC43	1000	29.0	23.4	13.00	11.00
	800 - 1200	21	HC42	1000	29.0	23.4	13.00	11.00
	800 - 1200	21,24	HD48	1000	29.0	23.4	13.00	11.00
YHJD36S41S1	1000 - 1400	14	FC/MC/PC37	1200	35.0	26.6	13.00	11.00
	1000 - 1400	17,21	FC/MC/PC43	1200	35.0	26.8	13.00	11.00
	1000 - 1400	21,24	FC/MC/PC48	1200	35.0	27.0	13.00	11.00
	1000 - 1400	21	HC42	1200	35.0	26.8	13.00	11.00
	1000 - 1400	21,24	HD48	1200	35.0	26.8	13.00	11.00
YHJD42S41S1	1200 - 1600	21,24	FC/MC/PC48	1400	41.5	31.4	13.00	11.00
	1200 - 1600	21,24	FC/MC/PC60	1400	41.0	31.2	13.00	11.00
	1200 - 1600	21	HC42	1400	41.0	31.2	13.00	11.00
	1200 - 1600	24	HC60	1400	41.0	31.2	13.00	11.00
	1200 - 1600	21,24	HD60	1400	41.5	31.4	13.00	11.00
YHJD48S41S1	1400 - 1800	24	HC60	1600	47.0	35.6	13.00	11.00
	1400 - 1800	21,24	HD60	1600	47.0	35.4	13.00	11.00
	1400 - 1800	21,24	MC62	1600	47.0	35.6	13.00	11.00
YHJD60S41S1	1600 - 2000	21,24	MC62	1800	54.0	42.5	13.00	11.00

1. Requires a 2FD06700224 Blower Time Delay unless a standard furnace is equipped with one.

\*\* Refer to Quick Selection Chart for specific furnace match-up.

**COOLING CAPACITY - With High Efficiency Motor Furnaces**

UNIT MODEL	FURNACE MODEL	COIL MODEL <sup>1</sup>	W	COOLING				
				RATED CFM	Net MBH		SEER	EER
					TOTAL	SENS.		
<b>13 SEER HP WITH VARIABLE SPEED FURNACES<sup>2</sup></b>								
YHJD18S41S1	Y*(8,L)C*A12	FC/MC/PC18A	14	620	17.6	12.3	14.50	12.30
	Y*(8,L)C*B12	FC/MC/PC18B	17	580	17.4	11.9	14.40	12.20
	(Y*9C/T*9V)*B12	FC/MC/PC18B	17	610	17.6	12.2	14.60	12.40
	Y*(8,L)C*A12	FC/MC/PC24A	14	640	18.0	12.7	14.80	12.50
	Y*(8,L)C*B12	FC/MC/PC24B	17	575	17.8	12.2	14.90	12.60
	(Y*9C/T*9V)*B12	FC/MC/PC24B	17	610	18.0	12.7	14.90	12.60
	Y*(8,L)C*A12	FC/MC/PC30A	14	640	18.0	12.7	14.80	12.50
	Y*(8,L)C*B12	FC/MC/PC30B	17	575	17.8	12.2	14.90	12.60
	(Y*9C/T*9V)*B12	FC/MC/PC30B	17	610	18.0	12.7	14.90	12.60
	Y*(8,L)C*A12	HC18	14	620	17.6	12.3	14.50	12.30
	Y*(8,L)C*A12	HC30	14	590	17.6	12.2	14.40	12.20
	Y*(8,L)C*A12	HD24	14	640	18.0	12.6	14.90	12.60
	Y*(8,L)C*B12	HD24	17	575	17.9	12.2	14.90	12.60
	(Y*9C/T*9V)*B12	HD24	17	610	18.0	12.6	15.00	12.70
	Y*(8,L)C*A12	UC18A	14	620	17.6	12.4	14.60	12.30
	Y*(8,L)C*B12	UC18B	17	580	17.5	12.0	14.60	12.30
	(Y*9C/T*9V)*B12	UC18B	17	610	17.7	12.3	14.80	12.40
	Y*(8,L)C*A12	UC24A	14	640	18.0	12.8	14.80	12.50
	Y*(8,L)C*B12	UC24B	17	575	17.8	12.3	14.90	12.60
	(Y*9C/T*9V)*B12	UC24B	17	610	18.0	12.8	14.90	12.60
Y*(8,L)C*A12	UC30A	14	640	18.0	12.8	14.80	12.50	
Y*(8,L)C*B12	UC30B	17	575	17.8	12.3	15.00	12.60	
(Y*9C/T*9V)*B12	UC30B	17	610	18.0	12.8	15.00	12.60	
YHJD24S41S1	T*9X*B12	FC/MC/PC35B	17	785	23.4	17.0	14.10	12.25
	T*(8,L)X*A12	FC/MC/PC37A	14	840	24.2	17.9	14.30	12.60
	T*(8,L)X*B12	FC/MC/PC43B	17	865	24.4	18.2	14.50	12.70
	T*9X*B12	FC/MC/PC43B	17	800	24.0	17.5	14.40	12.50
	T*(8,L)X*B12	FC/MC/PC35B	17	850	23.8	17.7	14.40	12.45
	T*9X*C16	FC/MC/PC35C	21	715	23.2	16.3	14.60	12.20
	T*(8,L)X*A12	FC/MC/PC32A	14	800	23.6	17.1	14.10	12.50
	Y*(8,L)C*A12	FC/MC/PC32A	14	775	23.4	16.2	14.10	12.50
	Y*(8,L)C*B12	FC/MC/PC35B	17	760	23.4	16.3	14.40	12.80
	(Y*9C/T*9V)*B12	FC/MC/PC35B	17	815	23.6	16.6	14.10	12.60
	Y*(8,L)C*A12	FC/MC/PC37A	14	805	23.8	16.8	14.30	12.70
	Y*(8,L)C*B12	FC/MC/PC43B	17	760	23.6	16.4	14.50	12.90
	(Y*9C/T*9V)*B12	FC/MC/PC43B	17	800	23.8	16.7	14.40	12.80
	Y*(8,L)C*B12	HC36	17	760	23.4	16.1	14.30	12.70
	(Y*9C/T*9V)*B12	HC36	17	815	23.6	16.6	14.20	12.60
	Y*(8,L)C*A12	HD36	14	805	23.0	16.0	14.00	12.40
	Y*(8,L)C*B12	HD36	17	760	23.0	15.5	13.90	12.50
	Y*(8,L)C*C16	HD36	21	855	23.6	16.4	14.40	12.90
	Y*(8,L)C*C20	HD36	21	750	23.0	15.5	14.30	12.80
	(Y*9C/T*9V)*B12	HD36	17	815	23.0	16.0	14.10	12.50
(Y*9C/T*9V)*C16	HD36	21	785	23.2	16.0	14.30	12.70	
(Y*9C/T*9V)*C20	HD36	21	760	23.0	15.5	14.20	12.60	
YHJD30S41S1	T*(8,L)X*A12	FC/MC/PC37A	14	1105	30.4	24.4	14.40	12.10
	T*9X*B12	FC/MC/PC43B	17	1095	30.4	24.4	14.45	12.15
	T*(8,L)X*B12	FC/MC/PC43B	17	1125	30.4	24.2	14.40	12.10
	Y*(8,L)C*A12	FC/MC/PC37A	14	980	29.4	21.8	13.60	12.30
	Y*(8,L)C*B12	FC/MC/PC43B	17	990	29.6	22.2	14.10	12.70
	(Y*9C/T*9V)*B12	FC/MC/PC43B	17	1035	29.4	22.0	13.70	12.30
	Y*(8,L)C*C16	FC/MC/PC43C	21	990	29.8	22.4	14.50	13.00
Y*(8,L)C*C20	FC/MC/PC43C	21	1000	29.8	22.6	14.60	13.00	

For Notes See Page 10.

## COOLING CAPACITY - With High Efficiency Motor Furnaces (Continued)

UNIT MODEL	FURNACE MODEL	COIL MODEL <sup>1</sup>	W	COOLING				
				RATED CFM	Net MBH		SEER	EER
					TOTAL	SENS.		
<b>13 SEER HP WITH VARIABLE SPEED FURNACES<sup>2</sup></b>								
YHJD30S41S1	(Y*9C/T*9V)*C16	FC/MC/PC43C	21	1030	29.6	22.2	14.00	12.60
	(Y*9C/T*9V)*C20	FC/MC/PC43C	21	995	29.6	22.4	14.40	12.80
	Y*(8,L)C*C16	HC42	21	990	29.6	22.4	14.50	13.00
	Y*(8,L)C*C20	HC42	21	1000	29.8	22.4	14.50	13.00
	(Y*9C/T*9V)*C16	HC42	21	1030	29.4	22.2	14.00	12.60
	(Y*9C/T*9V)*C20	HC42	21	995	29.6	22.4	14.40	12.80
	Y*(8,L)C*A12	HD36	14	1000	28.6	21.0	13.50	12.20
	Y*(8,L)C*B12	HD36	17	985	28.8	21.0	13.80	12.40
	Y*(8,L)C*C16	HD36	21	1020	28.8	21.2	13.90	12.60
	Y*(8,L)C*C20	HD36	21	1055	29.2	21.8	14.10	12.70
	(Y*9C/T*9V)*B12	HD36	17	985	28.8	21.0	13.70	12.40
	(Y*9C/T*9V)*C16	HD36	21	1005	28.8	21.2	13.90	12.60
(Y*9C/T*9V)*C20	HD36	21	1045	28.8	21.0	13.80	12.40	
YHJD36S41S1	T*9X*B12	FC/MC/PC43B	17	1270	36.4	27.4	14.00	11.70
	T*(8,L)X*B12	FC/MC/PC43B	17	1300	36.4	27.4	14.05	11.70
	T*(8,L)X*C16	FC/MC/PC43C	21	1175	36.4	27.0	14.70	12.20
	T*9X*C16	FC/MC/PC43C	21	1260	36.4	27.6	14.20	11.80
	T*(8,L)X*C20	FC/MC/PC43C	21	1250	36.6	27.6	14.55	12.20
	T*9X*C20	FC/MC/PC43C	21	1185	36.2	26.8	14.30	12.00
	Y*(8,L)C*A12	FC/MC/PC37A	14	980	34.2	22.6	14.00	11.70
	Y*(8,L)C*B12	FC/MC/PC43B	17	1210	35.4	25.0	14.00	11.70
	(Y*9C/T*9V)*B12	FC/MC/PC43B	17	1200	35.4	25.0	14.00	11.70
	Y*(8,L)C*C16	FC/MC/PC43C	21	1205	35.6	25.2	14.60	12.20
	Y*(8,L)C*C20	FC/MC/PC43C	21	1190	35.6	25.2	14.80	12.20
	(Y*9C/T*9V)*C16	FC/MC/PC43C	21	1240	35.4	25.0	14.20	11.80
	(Y*9C/T*9V)*C20	FC/MC/PC43C	21	1200	35.6	25.2	14.50	12.10
	Y*(8,L)C*C16	FC/MC/PC48C	21	1210	36.0	25.4	14.90	12.40
	Y*(8,L)C*C20	FC/MC/PC48C	21	1155	36.0	25.4	15.10	12.50
	(Y*9C/T*9V)*C16	FC/MC/PC48C	21	1195	36.0	25.4	14.70	12.20
	(Y*9C/T*9V)*C20	FC/MC/PC48C	21	1330	36.0	26.2	14.70	12.10
	Y*(8,L)C*C16	HC42	21	1205	35.6	25.2	14.60	12.10
	Y*(8,L)C*C20	HC42	21	1190	35.6	25.2	14.70	12.20
	(Y*9C/T*9V)*C16	HC42	21	1240	35.2	25.0	14.10	11.80
	(Y*9C/T*9V)*C20	HC42	21	1200	35.4	25.2	14.50	12.00
	Y*(8,L)C*B12	HD48	17	1210	35.0	24.8	14.30	11.70
	Y*(8,L)C*C16	HD48	21	1210	35.8	25.2	14.80	12.30
	Y*(8,L)C*C20	HD48	21	1155	35.8	25.2	14.90	12.40
	(Y*9C/T*9V)*B12	HD48	17	1150	35.0	24.8	14.20	11.70
	(Y*9C/T*9V)*C16	HD48	21	1195	35.6	25.0	14.50	12.10
	(Y*9C/T*9V)*C20	HD48	21	1330	35.6	26.0	14.40	11.80
	Y*(8,L)C*C16	UC48C	21	1210	35.8	25.6	15.10	12.30
	Y*(8,L)C*C20	UC48C	21	1155	36.0	25.6	15.20	12.40
	(Y*9C/T*9V)*C16	UC48C	21	1195	35.8	25.4	14.80	12.10
(Y*9C/T*9V)*C20	UC48C	21	1330	36.0	26.4	14.70	12.00	

For Notes See Page 10.



**COOLING CAPACITY - With High Efficiency Motor Furnaces (Continued)**

UNIT MODEL	FURNACE MODEL	COIL MODEL <sup>1</sup>	W	COOLING				
				RATED CFM	Net MBH		SEER	EER
					TOTAL	SENS.		
<b>13 SEER HP WITH VARIABLE SPEED FURNACES<sup>2</sup></b>								
YHJD42S41S1	T*(8,L)X*C16	FC/MC/PC48C	21	1360	41.5	31.4	13.80	11.75
	T*9X*C16	FC/MC/PC48C	21	1425	41.5	31.8	13.60	11.50
	T*(8,L)X*C20	FC/MC/PC48C	21	1475	42.0	32.6	14.00	11.75
	T*9X*C20	FC/MC/PC48C	21	1420	41.5	32.0	13.60	11.70
	T*9X*D20	FC/MC/PC48D	24	1435	41.5	32.0	13.70	11.75
	T*(8,L)X*C16	UC48C	21	1400	42.0	32.2	13.80	11.90
	T*9X*C16	UC48C	21	1425	42.0	32.0	13.60	11.70
	T*(8,L)X*C20	UC48C	21	1515	42.0	33.2	13.90	11.75
	T*9X*C20	UC48C	21	1420	42.0	32.0	13.50	11.60
	T*9X*D20	UC48D	24	1435	41.5	32.2	13.70	11.75
	Y*(8,L)C*C16	FC/MC/PC48C	21	1435	41.5	32.6	13.80	11.90
	Y*(8,L)C*C20	FC/MC/PC48C	21	1410	42.0	32.8	14.00	12.00
	(Y*9C/T*9V)*C16	FC/MC/PC48C	21	1395	41.5	32.6	13.60	11.70
	(Y*9C/T*9V)*C20	FC/MC/PC48C	21	1430	41.5	32.6	13.60	11.70
	(Y*9C/T*9V)*D20	FC/MC/PC48D	24	1450	41.5	32.6	13.70	11.80
	(Y*9C/T*9V)*D20	FC/MC/PC60D	24	1445	42.0	32.8	13.90	12.00
	(Y*9C/T*9V)*D20	FC/MC62D	24	1455	42.0	33.0	13.80	12.00
	Y*(8,L)C*C16	FC/PC60C	21	1420	42.0	32.8	14.00	12.10
	Y*(8,L)C*C20	FC/PC60C	21	1410	42.0	32.8	14.20	12.30
	(Y*9C/T*9V)*C16	FC/PC60C	21	1445	42.0	32.6	13.40	11.70
	(Y*9C/T*9V)*C20	FC/PC60C	21	1445	42.0	32.8	13.70	11.90
	Y*(8,L)C*B12	HD48	17	1350	41.0	30.8	13.20	11.40
	Y*(8,L)C*C16	HD48	21	1435	40.5	31.6	13.60	11.60
	Y*(8,L)C*C20	HD48	21	1410	41.0	31.0	13.60	11.80
	(Y*9C/T*9V)*B12	HD48	17	1150	39.0	28.4	13.40	11.20
	(Y*9C/T*9V)*C16	HD48	21	1395	41.0	30.8	13.30	11.60
	(Y*9C/T*9V)*C20	HD48	21	1430	41.5	31.8	13.40	11.70
	(Y*9C/T*9V)*D20	HD48	24	1450	41.0	31.8	13.60	11.70
	Y*(8,L)C*C16	UC48C	21	1435	41.5	32.4	13.80	11.90
	Y*(8,L)C*C20	UC48C	21	1410	41.5	32.4	13.90	12.00
	(Y*9C/T*9V)*C16	UC48C	21	1395	41.5	32.2	13.60	11.70
	(Y*9C/T*9V)*C20	UC48C	21	1430	41.0	32.2	13.50	11.60
(Y*9C/T*9V)*D20	UC48D	24	1450	41.5	32.2	13.70	11.80	
Y*(8,L)C*C16	UC60C	21	1420	41.5	32.0	13.80	11.90	
Y*(8,L)C*C20	UC60C	21	1410	41.5	32.2	14.00	12.10	
(Y*9C/T*9V)*C16	UC60C	21	1445	41.0	31.8	13.20	11.50	
(Y*9C/T*9V)*C20	UC60C	21	1445	41.5	32.0	13.50	11.70	
(Y*9C/T*9V)*D20	UC60D	24	1445	41.5	32.0	13.70	11.90	

For Notes See Page 10.

## COOLING CAPACITY - With High Efficiency Motor Furnaces (Continued)

UNIT MODEL	FURNACE MODEL	COIL MODEL <sup>1</sup>	W	COOLING				
				RATED CFM	Net MBH		SEER	EER
					TOTAL	SENS.		
<b>13 SEER HP WITH VARIABLE SPEED FURNACES<sup>2</sup></b>								
YHJD48S41S1	T*(8,L)X*C16	FC/PC60C	21	1605	46.5	34.6	13.50	11.50
	T*9X*C16	FC/PC60C	21	1575	46.5	34.6	13.30	11.40
	T*(8,L)X*C20	FC/MC/PC60D	21	1595	46.5	34.6	13.55	11.50
	T*9X*C20	FC/PC60C	21	1625	46.5	34.8	13.30	11.40
	T*9X*D20	FC/MC/PC60D	24	1490	46.5	34.0	13.50	11.50
	T*9X*D20	FC/MC62D	24	1610	47.0	35.4	13.40	11.50
	T*(8,L)X*C16	UC60C	21	1640	46.5	34.8	13.40	11.40
	T*(8,L)X*C20	UC60D	21	1540	46.5	34.2	13.70	11.70
	T*9X*C16	UC60C	21	1575	46.5	34.8	13.20	11.30
	T*9X*C20	UC60C	21	1625	46.5	34.8	13.10	11.30
	T*9X*D20	UC60D	24	1490	46.0	33.6	13.30	11.40
	(Y*9C/T*9V)*D20	FC/MC/PC60D	24	1615	46.5	35.2	13.50	11.50
	(Y*9C/T*9V)*D20	FC/MC62D	24	1630	46.5	35.6	13.40	11.50
	Y*(8,L)C*C16	FC/PC60C	21	1625	46.5	35.4	13.50	11.60
	Y*(8,L)C*C20	FC/PC60C	21	1605	46.5	35.6	13.80	11.80
	(Y*9C/T*9V)*C16	FC/PC60C	21	1590	46.5	35.2	13.30	11.40
	(Y*9C/T*9V)*C20	FC/PC60C	21	1655	46.5	35.2	13.30	11.40
	(Y*9C/T*9V)*D20	HC60	24	1615	46.0	35.0	13.40	11.40
	Y*(8,L)C*C16	HD60	21	1625	46.5	35.4	13.50	11.60
	Y*(8,L)C*C20	HD60	21	1605	47.0	35.6	13.70	11.80
	(Y*9C/T*9V)*C16	HD60	21	1590	46.5	35.2	13.20	11.40
	(Y*9C/T*9V)*C20	HD60	21	1655	46.5	35.2	13.20	11.40
	(Y*9C/T*9V)*D20	HD60	24	1615	46.5	35.4	13.40	11.50
	Y*(8,L)C*C16	UC60C	21	1625	46.0	34.4	13.40	11.40
	Y*(8,L)C*C20	UC60C	21	1605	46.0	34.6	13.70	11.70
	(Y*9C/T*9V)*C16	UC60C	21	1590	46.0	34.4	13.20	11.30
(Y*9C/T*9V)*C20	UC60C	21	1655	46.0	34.4	13.10	11.30	
(Y*9C/T*9V)*D20	UC60D	24	1615	46.0	34.2	13.30	11.40	
YHJD60S41S1	T*(8,L)X*C20	FC/MC62D	21	1665	56.0	41.5	13.80	11.50
	T*9X*D20	FC/MC62D	24	1515	54.5	39.0	13.10	11.00
	(Y*9C/T*9V)*D20	FC/MC/PC60D	24	1615	53.5	41.0	13.30	11.60
	Y*(8,L)C*C20	FC/MC62D	21	1615	54.0	41.5	13.60	11.80
	(Y*9C/T*9V)*C20	FC/MC62D	21	1655	53.5	41.0	13.20	11.40
	(Y*9C/T*9V)*D20	FC/MC/PC60D	24	1615	53.5	41.0	13.30	11.60
	(Y*9C/T*9V)*C20	FC/MC62D	21	1655	53.5	41.0	13.20	11.40

1. MC coils available with a factory installed horizontal drain pan. See price pages for specific model number.

2. Variable speed furnaces have B.O.D (Blower on Delay) standard.

**HEATING PERFORMANCE - With Air Handler**

UNIT MODEL*	AIR HANDLER	COIL <sup>1</sup> MODEL	ARI HEATING <sup>2</sup>						
			47°F			17°F			HSPF
			MBH	COP	KW	MBH	COP	KW	STD
<b>13 SEER HP WITH MA</b>									
YHJD18S41S1	MA08B	FC/MC18B	17.0	3.32	1.50	12.7	3.00	1.24	7.70
	MA08B	FC/MC24B	17.0	3.44	1.45	10.4	2.60	1.17	7.70
YHJD24S41S1	MA08B	FC/MC/PC35B	23.2	3.40	2.00	12.6	2.24	1.65	7.70
YHJD30S41S1	MA12B	FC/MC/PC43B	28.2	3.40	2.43	16.6	2.32	2.10	7.70
YHJD36S41S1	MA12B	FC/MC/PC43B	35.0	3.42	3.00	21.2	2.36	2.63	8.00
	MA14D	FC/MC/PC48D	35.0	3.42	3.00	21.4	2.36	2.66	8.00
	MA16C	FC/MC43C	35.0	3.48	3.03	21.0	2.40	2.56	8.00
	MA16C	FC/MC48C	35.0	3.48	3.03	21.0	2.40	2.56	8.00
YHJD42S41S1	MA14D	FC/MC/PC48D	41.0	3.48	3.45	28.0	2.46	3.34	8.00
	MA16C	FC/MC/PC48C	41.0	3.48	3.45	28.0	2.46	3.34	8.00
	MA14D	FC/MC/PC60D	41.0	3.66	3.28	27.8	2.56	3.18	8.00
	MA16C	FC/MC/PC60C	41.0	3.66	3.28	27.8	2.56	3.18	8.00
YHJD48S41S1	MA16C	FC/MC/PC60C	51.0	3.50	4.27	30.6	2.34	3.83	8.00
	MA20D	FC/MC/PC60D	51.0	3.50	4.27	30.6	2.34	3.83	8.00
	MA20D	MC62D	50.5	3.38	4.38	30.6	2.28	3.93	8.00
YHJD60S41S1	MA20D	MC62D	56.5	3.48	4.76	35.4	2.42	4.29	8.00
<b>13 SEER HP WITH MV - VARIABLE SPEED</b>									
YHJD18S41S1	MV12B	FC/MC18B	16.7	3.52	1.39	12.7	3.00	1.24	8.00
	MV12B	FC/MC24B	17.0	3.66	1.36	9.8	2.78	1.03	8.00
YHJD24S41S1	MV12B	FC/MC/PC35B	22.8	3.72	1.80	12.4	2.50	1.45	8.00
	MV16C	FC/MC/PC35C	22.8	3.72	1.80	12.4	2.50	1.45	8.00
YHJD30S41S1	MV12B	FC/MC/PC43B	27.8	3.58	2.28	16.1	2.46	1.92	8.00
	MV16C	FC/MC/PC43C	27.6	3.60	2.25	16.1	2.48	1.90	8.00
YHJD36S41S1	MV12B	FC/MC/PC43B	35.0	3.52	2.91	20.8	2.44	2.50	8.00
	MV16C	FC/MC/PC43C	35.0	3.58	2.87	20.6	2.48	2.43	8.00
	MV12D	FC/MC/PC48D	35.0	3.54	2.90	20.6	2.48	2.43	8.00
	MV16C	FC/MC/PC48C	35.0	3.60	2.85	20.6	2.50	2.42	8.00
	MV20D	FC/MC/PC48D	35.0	3.60	2.85	20.6	2.50	2.42	8.00
YHJD42S41S1	MV16C	FC/MC/PC48C	41.0	3.60	3.34	27.4	2.54	3.16	8.00
	MV20D	FC/MC/PC48D	41.0	3.62	3.32	27.4	2.56	3.14	8.00
	MV20D	FC/MC/PC60D	41.0	3.84	3.13	27.0	2.68	2.95	8.00
YHJD48S41S1	MV20D	FC/MC/PC60D	50.5	3.60	4.11	30.2	2.40	3.69	8.00
	MV20D	MC62D	50.0	3.48	4.21	30.0	2.34	3.76	8.00
YHJD60S41S1	MV20D	MC62D	56.5	3.54	4.68	35.2	2.46	4.19	8.00
<b>13 SEER HP WITH AV / SV / F*FV - VARIABLE SPEED</b>									
YHJD18S41S1	AV*24	-	16.8	3.62	1.36	11.5	3.18	1.06	8.00
YHJD24S41S1	AV*36	-	22.6	3.68	1.80	12.0	2.44	1.44	8.20
YHJD30S41S1	AV*36	-	27.6	3.64	2.22	16.0	2.50	1.88	8.00
YHJD36S41S1	AV*36	-	35.0	3.68	2.79	20.4	2.54	2.35	8.20
YHJD42S41S1	AV/SV*48	-	41.0	3.64	3.30	27.0	2.58	3.07	8.50
YHJD48S41S1	AV/SV*48	-	50.5	3.62	4.09	30.0	2.42	3.63	8.00
	AV/SV*60	-	48.0	3.46	4.06	30.0	2.34	3.76	8.20
	F4FV060	-	50.5	3.62	4.09	30.2	2.40	3.69	8.00

For Notes See Page 12.

## HEATING PERFORMANCE - With Air Handler (Continued)

UNIT MODEL*	AIR HANDLER	COIL <sup>1</sup> MODEL	ARI HEATING <sup>2</sup>						
			47°F			17°F			HSPF
			MBH	COP	KW	MBH	COP	KW	STD
<b>13 SEER HP WITH AHP / SHP / AHX / F*FP</b>									
YHJD18S41S1	AHP18	—	17.0	3.38	1.47	8.2	2.16	1.11	7.70
	F4FP24	—	17.0	3.34	1.49	12.5	3.04	1.21	7.70
YHJD24S41S1	AHP30	—	23.2	3.40	2.00	12.6	2.24	1.65	7.70
	AHX30	—	22.6	3.66	1.81	12.1	2.42	1.46	8.20
	AHX36	—	22.6	3.80	1.74	12.1	2.48	1.43	8.20
	F6FP030	—	22.6	3.60	1.84	12.2	2.36	1.51	8.10
	F6FP036	—	22.6	3.66	1.81	12.1	2.38	1.49	8.10
YHJD30S41S1	AHP36	—	28.2	3.40	2.43	16.6	2.32	2.10	7.70
	AHX36	—	27.6	3.68	2.20	15.9	2.54	1.83	8.00
	F6FP036	—	27.2	3.50	2.28	15.9	2.46	1.89	7.80
YHJD36S41S1	AHP36	—	35.0	3.40	3.02	21.0	2.40	2.56	8.00
	AHX36	—	35.0	3.72	2.76	20.4	2.56	2.33	8.20
	F4FP045	—	35.0	3.40	3.02	21.6	2.42	2.62	8.00
	F6FP042	—	35.4	3.78	2.74	21.0	2.54	2.42	8.20
YHJD42S41S1	AHP/SHP48	—	41.0	3.32	3.62	28.2	2.36	3.50	8.00
	AHX42	—	41.0	3.68	3.26	27.0	2.60	3.04	8.50
	AHX48	—	41.0	3.70	3.25	27.0	2.60	3.04	8.50
	F4FP045	—	41.0	3.68	3.27	27.8	2.56	3.18	8.00
	F5FP048	—	41.0	3.68	3.27	27.6	2.58	3.14	8.00
	F6FP042	—	41.0	3.80	3.16	27.0	2.66	2.97	8.50
	F6FP048	—	41.0	3.68	3.26	27.0	2.58	3.07	8.20
YHJD48S41S1	AHP/SHP60	—	50.5	3.58	4.13	30.2	2.40	3.69	8.00
	AHX48	—	48.0	3.52	4.00	29.0	2.34	3.63	8.20
	F5FP048	—	50.5	3.46	4.28	30.6	2.32	3.87	8.00
	F5FP060	—	50.5	3.60	4.11	30.2	2.40	3.69	8.00
	F6FP048	—	48.0	3.60	3.91	29.0	2.40	3.54	8.20
YHJD60S41S1	AHX60	—	56.0	3.44	4.77	34.8	2.44	4.18	8.10
	F6FP060	—	57.0	3.58	4.67	34.0	2.40	4.15	8.10

1. Rated CFM same as for cooling.

2. Heating MBH based on ARI standards of 70° DB entering indoor air, 72% RH outdoor air with 25 feet of interconnecting piping and no supplemental electric heat operation.

CP equals MBH output divided by (total KW input x 3.412).

HSPF (Heating Seasonal Performance Factor) is the total heating output during a normal annual usage period for heating divided by the total electric power input during the same period.

— = Not Applicable.

## HEATING PERFORMANCE - Upflow, Downflow, and Horizontal Furnaces and Coils

UNIT MODEL*	COIL <sup>1</sup> MODEL	ARI HEATING <sup>2</sup>						
		47°F			17°F			HSPF
		MBH	COP	KW	MBH	COP	KW	STD
YHJD18S41S1	FC/MC/PC/UC18	17.0	3.32	1.50	12.7	3.00	1.24	7.70
	FC/MC/PC/UC24	17.0	3.44	1.45	10.4	2.60	1.17	7.70
	HC18	17.0	3.32	1.50	12.7	3.00	1.24	7.70
	HC30	17.0	3.38	1.47	10.4	2.60	1.17	7.70
	HD24	16.6	3.16	1.54	12.8	3.00	1.25	7.70
YHJD24S41S1	FC/MC/PC32	23.2	3.40	2.00	12.6	2.24	1.65	7.70
	FC/MC/PC35	23.2	3.40	2.00	12.6	2.24	1.65	7.70
	HC30	23.0	3.40	1.98	12.6	2.24	1.65	7.70
	HC36	23.2	3.40	2.00	12.6	2.24	1.65	7.70
	HD36	23.2	3.40	2.00	12.6	2.24	1.65	7.70
YHJD30S41S1	FC/MC/PC37	28.2	3.40	2.43	16.6	2.32	2.10	7.70
	FC/MC/PC43	28.2	3.40	2.43	16.6	2.32	2.10	7.70
	HC42	28.2	3.40	2.43	16.6	2.32	2.10	7.70
	HD48	28.2	3.60	2.30	16.6	2.32	2.10	7.70
YHJD36S41S1	FC/MC/PC37	35.0	3.40	3.02	21.2	2.36	2.63	8.00
	FC/MC/PC43	35.0	3.42	3.00	21.2	2.36	2.63	8.00
	FC/MC/PC48	35.0	3.42	3.00	21.4	2.36	2.66	8.00
	HC42	35.0	3.42	3.00	21.2	2.36	2.63	8.00
	HD48	35.0	3.40	3.02	20.0	2.16	2.71	8.00
YHJD42S41S1	FC/MC/PC60	41.0	3.66	3.28	27.8	2.56	3.18	8.00
	HC60	41.0	3.66	3.28	27.8	2.56	3.18	8.00
	HD60	41.0	3.14	3.83	27.6	2.26	3.58	8.00
YHJD48S41S1	FC/MC/PC48	50.5	3.32	4.46	30.8	2.24	4.03	8.00
	FC/MC/PC60	51.0	3.50	4.27	30.6	2.34	3.83	8.00
	HC60	51.0	3.50	4.27	30.6	2.34	3.83	8.00
	HD60	50.0	2.98	4.92	30.6	2.06	4.35	8.00
	MC62	50.5	3.38	4.38	30.6	2.28	3.93	8.00
YHJD60S41S1	MC62	56.5	3.48	4.76	35.4	2.42	4.29	8.00

1. Rated CFM same as for cooling.

2. Heating MBH based on ARI standards of 70° DB entering indoor air, 72% RH outdoor air with 25 feet of interconnecting piping and no supplemental electric heat operation.

CP equals MBH output divided by (total KW input x 3.412).

HSPF (Heating Seasonal Performance Factor) is the total heating output during a normal annual usage period for heating divided by the total electric power input during the same period.

— = Not Applicable.

**HEATING CAPACITY - With High Efficiency Motor Furnaces**

MODEL	FURNACE MODEL	COIL <sup>1</sup> MODEL	ARI HEATING <sup>2</sup>						
			47°F			17°F			HSPF
			MBH	COP	KW	MBH	COP	KW	STD
<b>13 SEER HP WITH VARIABLE SPEED FURNACES<sup>3</sup></b>									
YHJD18S41S1	Y*(8,L)C*A12	FC/MC/PC18A	16.7	3.58	1.37	7.7	2.28	0.99	8.00
	Y*(8,L)C*B12	FC/MC/PC18B	16.6	3.56	1.37	7.7	2.30	0.98	7.90
	(Y*9C/T*9V)*B12	FC/MC/PC18B	16.7	3.60	1.36	7.7	2.30	0.98	8.00
	Y*(8,L)C*A12	FC/MC/PC24A	17.2	3.70	1.36	10.6	2.90	1.07	8.30
	Y*(8,L)C*B12	FC/MC/PC24B	16.8	3.68	1.34	10.1	2.88	1.03	8.20
	(Y*9C/T*9V)*B12	FC/MC/PC24B	17.1	3.74	1.34	10.5	2.94	1.05	8.30
	Y*(8,L)C*A12	FC/MC/PC30A	17.2	3.70	1.36	10.6	2.90	1.07	8.30
	Y*(8,L)C*B12	FC/MC/PC30B	16.8	3.68	1.34	10.1	2.88	1.03	8.20
	(Y*9C/T*9V)*B12	FC/MC/PC30B	17.1	3.74	1.34	10.5	2.94	1.05	8.30
	Y*(8,L)C*A12	HC18	16.7	3.58	1.37	7.7	2.28	0.99	8.00
	Y*(8,L)C*A12	HC30	16.8	3.58	1.38	10.1	2.80	1.06	8.00
	Y*(8,L)C*A12	HD24	16.7	3.56	1.37	8.8	2.48	1.04	8.00
	Y*(8,L)C*B12	HD24	16.3	3.50	1.36	9.1	2.62	1.02	7.80
	(Y*9C/T*9V)*B12	HD24	16.7	3.58	1.37	8.7	2.50	1.02	8.00
	Y*(8,L)C*A12	UC18A	16.9	3.62	1.37	9.1	2.58	1.03	8.10
	Y*(8,L)C*B12	UC18B	16.7	3.60	1.36	9.7	2.74	1.04	8.00
	(Y*9C/T*9V)*B12	UC18B	16.8	3.64	1.35	9.1	2.62	1.02	8.10
	Y*(8,L)C*A12	UC24A	17.3	3.72	1.36	10.7	2.94	1.07	8.30
	Y*(8,L)C*B12	UC24B	16.9	3.70	1.34	10.5	2.96	1.04	8.20
	(Y*9C/T*9V)*B12	UC24B	17.2	3.76	1.34	10.7	2.96	1.06	8.30
Y*(8,L)C*A12	UC30A	17.3	3.72	1.36	10.7	2.94	1.07	8.30	
Y*(8,L)C*B12	UC30B	16.9	3.70	1.34	10.4	2.96	1.03	8.20	
(Y*9C/T*9V)*B12	UC30B	17.2	3.76	1.34	10.7	2.96	1.06	8.30	
YHJD24S41S1	T*9X*B12	FC/MC/PC35B	22.6	3.66	1.81	12.0	2.42	1.45	8.00
	T*(8,L)X*A12	FC/MC/PC37A	23.2	3.82	1.78	12.2	2.48	1.44	8.25
	T*(8,L)X*B12	FC/MC/PC43B	23.2	3.84	1.77	12.2	2.50	1.43	8.30
	T*9X*B12	FC/MC/PC43B	23.0	3.76	1.79	12.1	2.46	1.44	8.15
	T*(8,L)X*B12	FC/MC/PC35B	22.8	3.74	1.79	12.1	2.44	1.45	8.10
	T*9X*C16	FC/MC/PC35C	22.2	3.60	1.81	11.8	2.40	1.44	7.85
	T*(8,L)X*A12	FC/MC/PC32A	22.8	3.68	1.82	12.1	2.44	1.45	8.00
	Y*(8,L)C*A12	FC/MC/PC32A	22.8	3.52	1.90	12.0	2.28	1.54	8.20
	Y*(8,L)C*B12	FC/MC/PC35B	22.6	3.58	1.85	11.9	2.32	1.50	8.20
	(Y*9C/T*9V)*B12	FC/MC/PC35B	22.8	3.58	1.87	12.3	2.32	1.55	8.20
	Y*(8,L)C*A12	FC/MC/PC37A	23.0	3.62	1.86	12.8	2.40	1.56	8.30
	Y*(8,L)C*B12	FC/MC/PC43B	22.8	3.64	1.84	12.6	2.42	1.53	8.30
	(Y*9C/T*9V)*B12	FC/MC/PC43B	23.0	3.64	1.85	12.6	2.40	1.54	8.30
	Y*(8,L)C*B12	HC36	22.6	3.56	1.86	12.1	2.34	1.52	8.20
	(Y*9C/T*9V)*B12	HC36	22.8	3.58	1.87	12.3	2.32	1.55	8.20
	Y*(8,L)C*A12	HD36	21.0	3.06	2.01	9.1	1.80	1.48	7.70
	Y*(8,L)C*B12	HD36	20.6	3.02	2.00	8.9	1.80	1.45	7.70
	Y*(8,L)C*C16	HD36	21.2	3.16	1.97	9.2	1.86	1.45	7.70
	Y*(8,L)C*C20	HD36	20.4	3.04	1.97	7.4	1.64	1.32	7.70
	(Y*9C/T*9V)*B12	HD36	21.0	3.08	2.00	9.1	1.82	1.47	7.70
(Y*9C/T*9V)*C16	HD36	20.8	3.10	1.97	9.0	1.82	1.45	7.70	
(Y*9C/T*9V)*C20	HD36	20.4	3.02	1.98	7.4	1.64	1.32	7.70	
YHJD30S41S1	T*(8,L)X*A12	FC/MC/PC37A	29.0	3.68	2.30	16.3	2.48	1.93	7.80
	T*9X*B12	FC/MC/PC43B	29.0	3.70	2.30	16.3	2.48	1.93	7.90
	T*(8,L)X*B12	FC/MC/PC43B	29.0	3.68	2.30	16.3	2.48	1.93	7.90
	Y*(8,L)C*A12	FC/MC/PC37A	27.8	3.48	2.34	16.3	2.46	1.94	7.80
	Y*(8,L)C*B12	FC/MC/PC43B	27.8	3.56	2.29	16.2	2.52	1.88	7.90

For Notes See Page 17.

**HEATING CAPACITY - With High Efficiency Motor Furnaces (Continued)**

MODEL	FURNACE MODEL	COIL <sup>1</sup> MODEL	ARI HEATING <sup>2</sup>						
			47°F			17°F			HSPF
			MBH	COP	KW	MBH	COP	KW	STD
YHJD30S41S1	(Y*9C/T*9V)*B12	FC/MC/PC43B	28.0	3.50	2.34	16.3	2.48	1.93	7.90
	Y*(8,L)C*C16	FC/MC/PC43C	27.6	3.62	2.23	16.0	2.56	1.83	8.00
	Y*(8,L)C*C20	FC/MC/PC43C	27.6	3.62	2.23	16.0	2.56	1.83	8.00
	(Y*9C/T*9V)*C16	FC/MC/PC43C	27.8	3.56	2.29	16.2	2.52	1.88	7.90
	(Y*9C/T*9V)*C20	FC/MC/PC43C	27.6	3.60	2.25	16.1	2.56	1.84	8.00
	Y*(8,L)C*C16	HC42	27.6	3.62	2.23	16.0	2.56	1.83	8.00
	Y*(8,L)C*C20	HC42	27.6	3.62	2.23	16.0	2.56	1.83	8.00
	(Y*9C/T*9V)*C16	HC42	27.8	3.56	2.29	16.2	2.52	1.88	7.90
	(Y*9C/T*9V)*C20	HC42	27.6	3.60	2.25	16.1	2.54	1.86	8.00
	Y*(8,L)C*A12	HD36	26.2	3.08	2.49	14.2	2.10	1.98	7.70
	Y*(8,L)C*B12	HD36	26.0	3.12	2.44	14.0	2.12	1.94	7.70
	Y*(8,L)C*C16	HD36	26.0	3.12	2.44	14.0	2.14	1.92	7.70
	Y*(8,L)C*C20	HD36	26.2	3.18	2.41	14.1	2.16	1.91	7.70
	(Y*9C/T*9V)*B12	HD36	26.0	3.10	2.46	14.1	2.12	1.95	7.70
	(Y*9C/T*9V)*C16	HD36	26.0	3.14	2.43	14.0	2.14	1.92	7.70
	(Y*9C/T*9V)*C20	HD36	26.0	3.12	2.44	14.1	2.12	1.95	7.70
YHJD36S41S1	T*9X*B12	FC/MC/PC43B	35.0	3.60	2.85	20.8	2.52	2.42	8.20
	T*(8,L)X*B12	FC/MC/PC43B	35.0	3.60	2.85	20.6	2.52	2.40	8.20
	T*(8,L)X*C16	FC/MC/PC43C	34.2	3.66	2.74	20.2	2.58	2.29	8.20
	T*9X*C16	FC/MC/PC43C	35.0	3.62	2.83	20.6	2.54	2.38	8.25
	T*(8,L)X*C20	FC/MC/PC43C	34.8	3.68	2.77	20.4	2.58	2.32	8.30
	T*9X*C20	FC/MC/PC43C	34.6	3.60	2.82	20.4	2.54	2.35	8.20
	Y*(8,L)C*A12	FC/MC/PC37A	34.6	3.36	3.02	20.2	2.44	2.43	8.20
	Y*(8,L)C*B12	FC/MC/PC43B	35.8	3.46	3.03	20.8	2.44	2.50	8.40
	(Y*9C/T*9V)*B12	FC/MC/PC43B	35.8	3.48	3.02	20.8	2.44	2.50	8.40
	Y*(8,L)C*C16	FC/MC/PC43C	35.4	3.56	2.91	20.4	2.52	2.37	8.50
	Y*(8,L)C*C20	FC/MC/PC43C	35.4	3.56	2.91	20.4	2.52	2.37	8.50
	(Y*9C/T*9V)*C16	FC/MC/PC43C	35.8	3.50	3.00	20.8	2.46	2.48	8.40
	(Y*9C/T*9V)*C20	FC/MC/PC43C	35.6	3.54	2.95	20.6	2.50	2.42	8.50
	Y*(8,L)C*C16	FC/MC/PC48C	35.4	3.58	2.90	20.4	2.54	2.35	8.50
	Y*(8,L)C*C20	FC/MC/PC48C	35.4	3.62	2.87	20.4	2.56	2.34	8.60
	(Y*9C/T*9V)*C16	FC/MC/PC48C	35.6	3.56	2.93	20.6	2.52	2.40	8.50
	(Y*9C/T*9V)*C20	FC/MC/PC48C	36.2	3.58	2.96	21.0	2.50	2.46	8.60
	Y*(8,L)C*C16	HC42	35.4	3.56	2.91	20.4	2.52	2.37	8.50
	Y*(8,L)C*C20	HC42	35.4	3.58	2.90	20.4	2.54	2.35	8.50
	(Y*9C/T*9V)*C16	HC42	35.8	3.50	3.00	20.8	2.46	2.48	8.40
	(Y*9C/T*9V)*C20	HC42	35.6	3.54	2.95	20.6	2.50	2.42	8.50
	Y*(8,L)C*B12	HD48	34.2	3.22	3.11	19.2	2.24	2.51	8.00
	Y*(8,L)C*C16	HD48	34.0	3.28	3.04	19.0	2.30	2.42	8.10
	Y*(8,L)C*C20	HD48	34.0	3.30	3.02	18.9	2.32	2.39	8.10
	(Y*9C/T*9V)*B12	HD48	34.4	3.22	3.13	19.3	2.24	2.53	8.00
	(Y*9C/T*9V)*C16	HD48	34.2	3.26	3.07	19.1	2.28	2.46	8.00
	(Y*9C/T*9V)*C20	HD48	34.8	3.30	3.09	19.5	2.28	2.51	8.10
	Y*(8,L)C*C16	UC48C	36.0	3.68	2.87	20.6	2.56	2.36	8.70
	Y*(8,L)C*C20	UC48C	35.8	3.72	2.82	20.6	2.60	2.32	8.70
	(Y*9C/T*9V)*C16	UC48C	36.0	3.66	2.88	20.8	2.54	2.40	8.60
(Y*9C/T*9V)*C20	UC48C	36.6	3.64	2.95	21.0	2.52	2.44	8.70	

For Notes See Page 17.

## HEATING CAPACITY - With High Efficiency Motor Furnaces (Continued)

MODEL	FURNACE MODEL	COIL <sup>1</sup> MODEL	ARI HEATING <sup>2</sup>						
			47°F			17°F			HSPF
			MBH	COP	KW	MBH	COP	KW	STD
YHJD42S41S1	T*(8,L)X*C16	FC/MC/PC48C	41.0	3.82	3.15	27.6	2.66	3.04	8.20
	T*9X*C16	FC/MC/PC48C	41.5	3.80	3.20	27.8	2.64	3.09	8.10
	T*(8,L)X*C20	FC/MC/PC48C	41.5	3.88	3.13	27.6	2.68	3.02	8.20
	T*9X*C20	FC/MC/PC48C	41.5	3.82	3.18	27.6	2.66	3.04	8.10
	T*9X*D20	FC/MC/PC48D	41.5	3.86	3.15	27.6	2.66	3.04	8.20
	T*(8,L)X*C16	UC48C	41.5	4.00	3.04	27.4	2.74	2.93	8.20
	T*9X*C16	UC48C	41.5	3.90	3.12	27.6	2.68	3.02	8.20
	T*(8,L)X*C20	UC48C	41.5	4.04	3.01	27.4	2.76	2.91	8.20
	T*9X*C20	UC48C	41.5	3.94	3.09	27.6	2.72	2.97	8.20
	T*9X*D20	UC48D	41.5	3.98	3.06	27.4	2.74	2.93	8.20
	Y*(8,L)C*C16	FC/MC/PC48C	41.5	3.54	3.44	27.6	2.48	3.26	9.00
	Y*(8,L)C*C20	FC/MC/PC48C	41.5	3.56	3.42	27.4	2.50	3.21	9.00
	(Y*9C/T*9V)*C16	FC/MC/PC48C	41.5	3.52	3.46	27.6	2.46	3.29	8.90
	(Y*9C/T*9V)*C20	FC/MC/PC48C	42.0	3.50	3.52	27.8	2.46	3.31	8.90
	(Y*9C/T*9V)*D20	FC/MC/PC48D	41.5	3.52	3.46	27.6	2.48	3.26	8.90
	(Y*9C/T*9V)*D20	FC/MC/PC60D	42.0	3.66	3.36	27.4	2.54	3.16	9.00
	(Y*9C/T*9V)*D20	FC/MC62D	42.0	3.60	3.42	27.0	2.48	3.19	9.00
	Y*(8,L)C*C16	FC/PC60C	42.0	3.68	3.34	27.4	2.56	3.14	9.00
	Y*(8,L)C*C20	FC/PC60C	41.5	3.72	3.27	27.2	2.58	3.09	9.10
	(Y*9C/T*9V)*C16	FC/PC60C	42.0	3.58	3.44	27.8	2.50	3.26	9.00
	(Y*9C/T*9V)*C20	FC/PC60C	42.0	3.64	3.38	27.6	2.52	3.21	9.00
	Y*(8,L)C*B12	HD48	41.0	3.12	3.85	27.0	2.20	3.60	8.70
	Y*(8,L)C*C16	HD48	41.0	3.22	3.73	26.8	2.26	3.48	8.80
	Y*(8,L)C*C20	HD48	41.0	3.16	3.80	26.8	2.22	3.54	8.80
	(Y*9C/T*9V)*B12	HD48	40.5	2.96	4.01	26.8	2.12	3.71	8.70
	(Y*9C/T*9V)*C16	HD48	41.0	3.14	3.83	27.0	2.20	3.60	8.70
	(Y*9C/T*9V)*C20	HD48	41.0	3.20	3.76	26.8	2.22	3.54	8.70
	(Y*9C/T*9V)*D20	HD48	41.0	3.24	3.71	27.0	2.26	3.50	8.80
	Y*(8,L)C*C16	UC48C	42.0	3.62	3.40	27.4	2.52	3.19	9.00
	Y*(8,L)C*C20	UC48C	41.5	3.64	3.34	27.4	2.54	3.16	9.00
	(Y*9C/T*9V)*C16	UC48C	42.0	3.60	3.42	27.6	2.50	3.24	9.00
	(Y*9C/T*9V)*C20	UC48C	42.0	3.58	3.44	27.6	2.50	3.24	9.00
	(Y*9C/T*9V)*D20	UC48D	42.0	3.62	3.40	27.4	2.52	3.19	9.00
	Y*(8,L)C*C16	UC60C	41.5	3.64	3.34	27.0	2.50	3.17	9.00
Y*(8,L)C*C20	UC60C	41.5	3.66	3.32	27.0	2.52	3.14	9.10	
(Y*9C/T*9V)*C16	UC60C	42.0	3.54	3.48	27.4	2.46	3.26	8.90	
(Y*9C/T*9V)*C20	UC60C	42.0	3.58	3.44	27.2	2.48	3.21	9.00	
(Y*9C/T*9V)*D20	UC60D	42.0	3.62	3.40	27.2	2.50	3.19	9.00	

For Notes See Page 17.



## HEATING CAPACITY - With High Efficiency Motor Furnaces (Continued)

MODEL	FURNACE MODEL	COIL <sup>1</sup> MODEL	ARI HEATING <sup>2</sup>						
			47°F			17°F			HSPF
			MBH	COP	KW	MBH	COP	KW	STD
YHJD48S41S1	T*(8,L)X*C16	FC/PC60C	47.0	3.46	3.98	32.8	2.28	4.22	8.00
	T*9X*C16	FC/PC60C	47.0	3.46	3.98	32.8	2.28	4.22	8.00
	T*(8,L)X*C20	FC/MC/PC60D	47.0	3.48	3.96	32.8	2.28	4.22	8.00
	T*9X*C20	FC/PC60C	47.0	3.48	3.96	32.6	2.30	4.15	8.00
	T*9X*D20	FC/MC/PC60D	46.5	3.50	3.89	32.2	2.32	4.07	8.10
	T*9X*D20	FC/MC62D	47.5	3.54	3.93	32.6	2.30	4.15	8.00
	T*(8,L)X*C16	UC60C	47.5	3.58	3.89	32.6	2.34	4.08	8.10
	T*(8,L)X*C20	UC60D	47.0	3.64	3.78	32.0	2.40	3.91	8.10
	T*9X*C16	UC60C	47.5	3.58	3.89	32.6	2.34	4.08	8.00
	T*9X*C20	UC60C	47.5	3.60	3.87	32.6	2.34	4.08	8.10
	T*9X*D20	UC60D	46.5	3.60	3.79	32.0	2.38	3.94	8.10
	(Y*9C/T*9V)*D20	FC/MC/PC60D	47.5	3.38	4.12	30.4	2.38	3.74	8.50
	(Y*9C/T*9V)*D20	FC/MC62D	48.0	3.44	4.09	30.2	2.40	3.69	8.50
	Y*(8,L)C*C16	FC/PC60C	47.5	3.40	4.09	30.4	2.40	3.71	8.50
	Y*(8,L)C*C20	FC/PC60C	47.5	3.46	4.02	30.2	2.42	3.66	8.60
	(Y*9C/T*9V)*C16	FC/PC60C	48.0	3.38	4.16	30.6	2.38	3.77	8.50
	(Y*9C/T*9V)*C20	FC/PC60C	48.0	3.38	4.16	30.6	2.38	3.77	8.50
	(Y*9C/T*9V)*D20	HC60	48.0	3.48	4.04	30.4	2.44	3.65	8.50
	Y*(8,L)C*C16	HD60	47.0	3.22	4.28	30.2	2.24	3.95	8.40
	Y*(8,L)C*C20	HD60	47.0	3.24	4.25	30.0	2.28	3.86	8.40
	(Y*9C/T*9V)*C16	HD60	47.5	3.18	4.38	30.2	2.24	3.95	8.40
	(Y*9C/T*9V)*C20	HD60	47.5	3.18	4.38	30.2	2.24	3.95	8.40
	(Y*9C/T*9V)*D20	HD60	47.5	3.20	4.35	30.2	2.24	3.95	8.40
	Y*(8,L)C*C16	UC60C	47.5	3.46	4.02	30.2	2.42	3.66	8.50
	Y*(8,L)C*C20	UC60C	47.5	3.52	3.95	30.0	2.46	3.57	8.60
	(Y*9C/T*9V)*C16	UC60C	48.0	3.44	4.09	30.4	2.42	3.68	8.50
(Y*9C/T*9V)*C20	UC60C	48.0	3.44	4.09	30.4	2.42	3.68	8.50	
(Y*9C/T*9V)*D20	UC60D	48.0	3.44	4.09	30.2	2.42	3.66	8.50	
YHJD60S41S1	T*(8,L)X*C20	FC/MC62D	56.5	3.60	4.60	32.6	2.46	3.88	8.10
	T*9X*D20	FC/MC62D	56.5	3.44	4.81	34.0	2.34	4.26	8.00
	(Y*9C/T*9V)*D20	FC/MC/PC60D	55.5	3.30	4.93	35.0	2.40	4.27	8.50
	Y*(8,L)C*C20	FC/MC62D	55.5	3.42	4.76	34.6	2.44	4.16	8.60
	(Y*9C/T*9V)*C20	FC/MC62D	56.0	3.36	4.88	35.0	2.40	4.27	8.60

1. Rated CFM same as for cooling.

2. Heating MBH based on ARI standards of 70° DB entering indoor air, 72% RH outdoor air with 25 feet of interconnecting piping and no supplemental electric heat operation.

3. Variable speed furnaces have B.O.D (Blower on Delay) standard.

CP equals MBH output divided by (total KW input x 3.412).

HSPF (Heating Seasonal Performance Factor) is the total heating output during a normal annual usage period for heating divided by the total electric power input during the same period.

— = Not Applicable.

## ACCESSORIES

Refer to Price Manual for specific model numbers.

**Start Assist Kit (2SA067\*)** - May be required on 42, 48, 60 models. Models 18, 24, 30, 36 have been factory installed.

**Blower Time Delay** - Available to increase efficiency when installed. Installs on indoor section and maintains blower for approximately one minute after cooling thermostat has been satisfied.

**Hard Start Kits** - Provides required starting torque for use with Thermal Expansion Valve Kit.

**Low Temperature Cutout (2LT06700224)** - Prevents heat pump operation below -10°F ambient temperature.

**Compressor Blanket** - Designed to further reduce the normal operating sound.

**Add-on Fossil Fuel Control** - Interface controls for use with gas, oil furnaces and the heat pump system are available.

**Thermal Expansion Valve Kit** - 1TVM900 Series TXV kit used to improve system performance.

**Outdoor Thermostat (2TD06700124)** - Provides additional staging of supplemental electric heat.

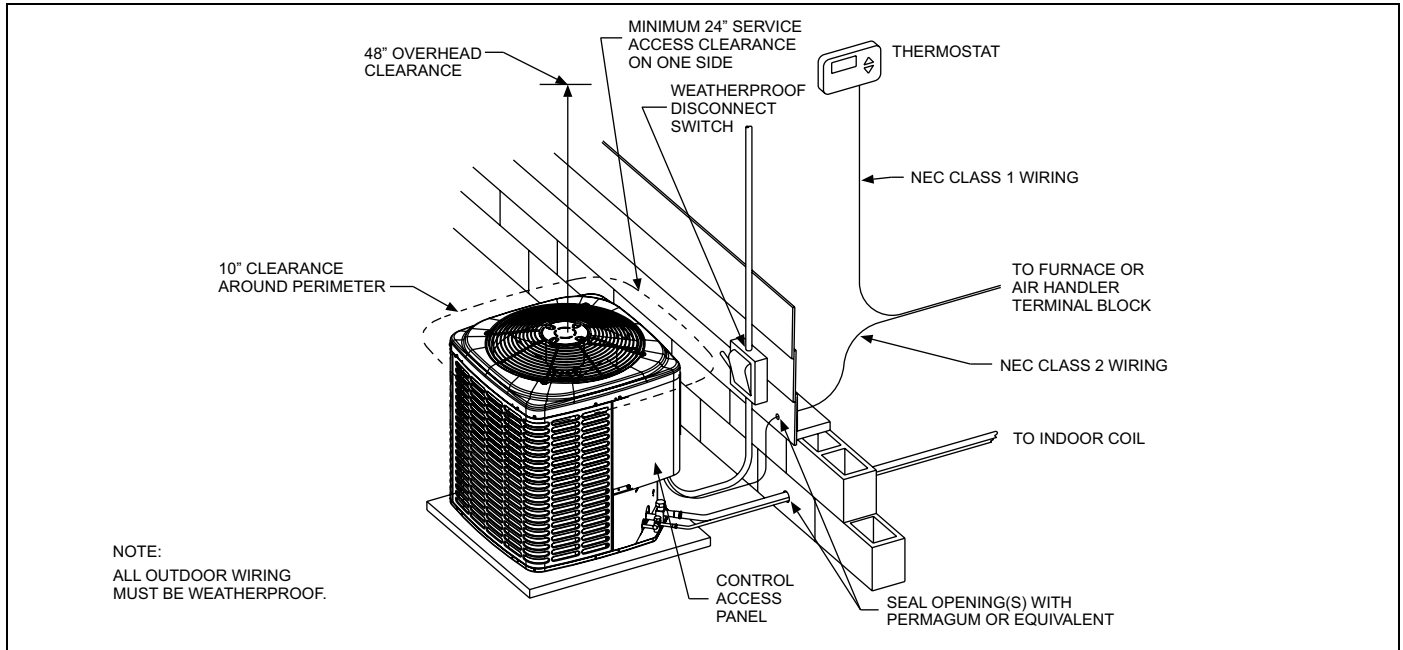
**Thermostats** - Compatible thermostat controls are available through accessory sourcing. For optimum performance and installation, refer to the UPGNET "Low Voltage Wiring Diagram" document to select and apply controls.

## SOUND POWER RATINGS

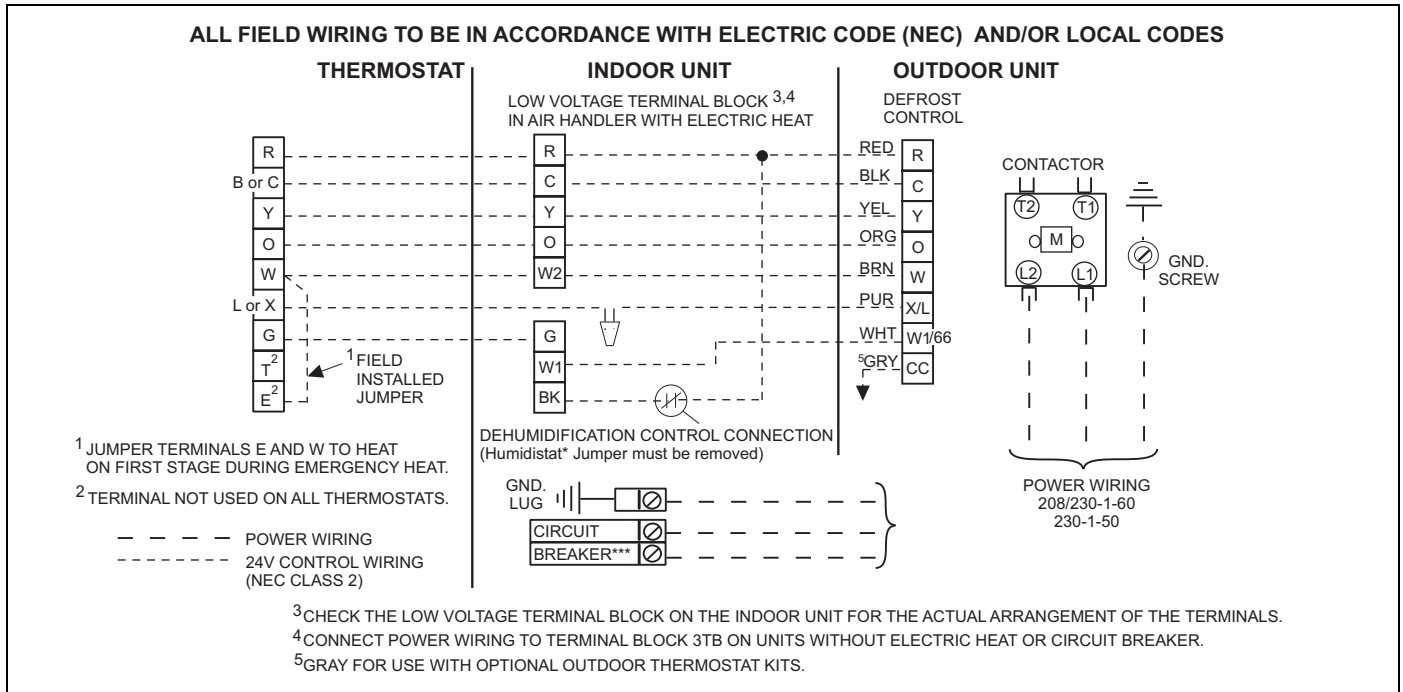
UNIT MODEL	(dBA)*	
	Cooling	Heating
018	73.1	80.4
024	72.9	75.0
030	76.8	80.4
036	76.5	78.2
042	72.7	75.2
048	76.7	78.1
060	77.2	78.9

\* Rated in accordance with ARI 270-95 Standards.

# TYPICAL INSTALLATION



# TYPICAL FIELD WIRING



COOLING PERFORMANCE DATA																
CONDENSING UNIT MODEL NO.		YHJD18S41S1														
INDOOR COIL MODEL NO.		AHP18														
CONDENSING ENTERING AIR TEMPERATURE	IDCFM	450					600					750				
	ID DB (°F)	80	80	75	80	80	80	80	75	80	80	80	80	75	80	80
	ID WB (°F)	57	62	62	67	72	57	62	62	67	72	57	62	62	67	72
65	T.C.	17.6	20.2	20.2	22.5	24.9	20.4	21.5	21.8	24.2	26.7	23.2	22.7	23.4	25.9	28.4
	S.C.	16.0	14.5	12.5	12.6	10.7	18.5	17.5	14.7	14.7	11.9	21.1	20.6	16.9	16.9	13.2
	KW	1.1	1.1	1.1	1.1	1.1	1.1	1.1	1.1	1.1	1.1	1.1	1.1	1.1	1.1	1.0
75	T.C.	16.6	18.6	18.6	20.7	23.0	19.1	19.9	19.9	22.1	24.6	21.6	21.2	21.2	23.6	26.1
	S.C.	15.0	13.8	11.8	11.9	10.0	17.3	16.5	14.0	14.0	11.2	19.6	19.3	16.1	16.1	12.4
	KW	1.2	1.2	1.2	1.2	1.2	1.2	1.2	1.2	1.2	1.2	1.2	1.2	1.2	1.2	1.2
85	T.C.	15.6	16.9	16.9	19.0	21.2	17.7	18.3	18.0	20.1	22.5	19.9	19.7	19.1	21.3	23.7
	S.C.	14.1	13.1	11.1	11.2	9.3	16.1	15.5	13.2	13.2	10.5	18.1	17.9	15.3	15.3	11.6
	KW	1.2	1.3	1.3	1.3	1.3	1.3	1.3	1.3	1.3	1.3	1.3	1.3	1.3	1.3	1.3
95	T.C.	14.5	15.3	15.3	17.2	19.3	16.4	16.8	16.1	18.1	20.3	18.3	18.3	16.9	19.0	21.4
	S.C.	13.2	12.4	10.4	10.5	8.6	14.9	14.5	12.4	12.5	9.7	16.6	16.6	14.5	14.5	10.8
	KW	1.3	1.3	1.3	1.4	1.4	1.4	1.4	1.4	1.4	1.4	1.4	1.4	1.4	1.4	1.4
105	T.C.	13.2	13.6	13.4	15.2	17.0	14.7	14.9	14.2	16.0	17.9	16.3	16.3	15.0	16.7	18.7
	S.C.	11.9	11.3	9.6	9.7	7.8	13.3	13.0	11.3	11.5	8.9	14.8	14.8	13.1	13.3	10.1
	KW	1.4	1.4	1.4	1.5	1.5	1.5	1.5	1.4	1.5	1.5	1.5	1.5	1.5	1.5	1.5
115	T.C.	11.8	12.0	11.5	13.2	14.8	13.1	13.1	12.3	13.9	15.5	14.3	14.3	13.2	14.5	16.1
	S.C.	10.7	10.4	8.9	9.0	7.1	11.9	11.7	10.3	10.6	8.2	13.0	13.0	11.7	12.3	9.3
	KW	1.5	1.5	1.5	1.5	1.6	1.5	1.6	1.5	1.6	1.6	1.6	1.6	1.6	1.6	1.6
125	T.C.	10.5	10.3	9.7	11.2	12.6	11.4	11.3	10.5	11.8	13.1	12.3	12.3	11.3	12.3	13.6
	S.C.	9.5	9.4	8.2	8.3	6.3	10.4	10.3	9.2	9.7	7.4	11.2	11.2	10.3	11.2	8.6
	KW	1.6	1.6	1.6	1.6	1.7	1.6	1.6	1.6	1.7	1.7	1.7	1.7	1.7	1.7	1.7

NOTE: ALL CAPACITIES INCLUDE INDOOR FAN HEAT AT 1250 BTUH/1000 CFM.

#### Multipliers for determining the performance with other indoor sections.

NOTE: For dry bulb temperatures different than those listed (between 73-87 F), sensible capacity increases by 1060 BTUH per 1000 CFM per degree above the listed temperature and decreases by 1060 BTUH per 1000 CFM per degree below the listed temperature.

Air Handlers	Coils	T.C.	S.C.	KW
-	FC/MC/PC18	0.99	0.99	1.00
-	FC/MC/PC24	1.01	1.01	1.00
-	HC18	0.99	0.99	1.00
-	HC30	1.01	1.01	1.00
-	HD24	1.03	1.02	1.00
AHP18	-	0.97	0.96	1.00
AV24	-	1.03	1.02	1.00
F4FP024	-	1.00	0.99	1.00
MA08B	FC/MC/PC18B	0.99	0.99	1.00
MV12B	FC/MC/PC18B	1.02	1.01	1.00
MA08B	FC/MC/PC24B	1.01	1.01	1.00
MV12B	FC/MC/PC24B	1.04	1.04	1.00

Furnaces	Coils	T.C.	S.C.	KW
Y*(8,L)C*A12	FC/MC/PC18A	1.03	1.05	0.93
Y*(8,L)C*B12	FC/MC/PC18B	1.02	1.01	0.92
(Y*9C/T*9V)*B12	FC/MC/PC18B	1.03	1.04	0.92
Y*(8,L)C*A12	FC/MC/PC24A	1.06	1.08	0.94

Furnaces	Coils	T.C.	S.C.	KW
Y*(8,L)C*B12	FC/MC/PC24B	1.04	1.04	0.92
(Y*9C/T*9V)*B12	FC/MC/PC24B	1.06	1.08	0.93
Y*(8,L)C*A12	FC/MC/PC30A	1.06	1.08	0.94
Y*(8,L)C*B12	FC/MC/PC30B	1.04	1.04	0.92
(Y*9C/T*9V)*B12	FC/MC/PC30B	1.06	1.08	0.93
Y*(8,L)C*A12	HC18	1.03	1.05	0.93
Y*(8,L)C*A12	HC30	1.04	1.04	0.94
Y*(8,L)C*A12	HD24	1.06	1.08	0.94
Y*(8,L)C*B12	HD24	1.05	1.04	0.92
(Y*9C/T*9V)*B12	HD24	1.06	1.08	0.93
Y*(8,L)C*A12	UC18A	1.04	1.05	0.93
Y*(8,L)C*B12	UC18B	1.03	1.03	0.92
(Y*9C/T*9V)*B12	UC18B	1.04	1.05	0.92
Y*(8,L)C*A12	UC24A	1.06	1.09	0.94
Y*(8,L)C*B12	UC24B	1.05	1.05	0.92
(Y*9C/T*9V)*B12	UC24B	1.06	1.09	0.93
Y*(8,L)C*A12	UC30A	1.06	1.09	0.94
Y*(8,L)C*B12	UC30B	1.05	1.05	0.92
(Y*9C/T*9V)*B12	UC30B	1.06	1.09	0.93

COOLING PERFORMANCE DATA																
CONDENSING UNIT MODEL NO.		YHJD24S41S1														
INDOOR COIL MODEL NO.		AHP30														
CONDENSING ENTERING AIR TEMPERATURE	IDCFM	600					800					1000				
	ID DB (°F)	80	80	75	80	80	80	80	75	80	80	80	80	75	80	80
	ID WB (°F)	57	62	62	67	72	57	62	62	67	72	57	62	62	67	72
65	T.C.	22.9	26.4	25.6	29.2	31.5	25.8	28.0	27.2	30.7	33.2	28.8	29.6	28.8	32.2	35.0
	S.C.	21.8	20.2	17.3	17.7	15.1	24.6	23.7	19.4	19.6	16.2	27.4	27.2	21.5	21.6	17.4
	KW	1.5	1.5	1.5	1.5	1.5	1.5	1.5	1.5	1.5	1.5	1.5	1.5	1.5	1.5	1.5
75	T.C.	21.9	24.6	24.1	27.3	29.5	24.5	26.0	25.5	28.6	31.1	27.0	27.4	26.9	30.0	32.6
	S.C.	20.8	19.4	16.5	16.8	14.3	23.3	22.4	18.6	18.8	15.4	25.7	25.4	20.7	20.8	16.5
	KW	1.6	1.6	1.6	1.6	1.6	1.6	1.6	1.6	1.6	1.6	1.6	1.6	1.6	1.6	1.6
85	T.C.	20.9	22.9	22.6	25.3	27.6	23.1	24.1	23.7	26.5	28.9	25.3	25.3	24.9	27.8	30.3
	S.C.	19.9	18.6	15.8	16.0	13.4	22.0	21.2	17.9	18.0	14.5	24.1	23.7	20.0	20.0	15.6
	KW	1.7	1.7	1.7	1.7	1.8	1.7	1.7	1.7	1.8	1.8	1.8	1.7	1.7	1.8	1.8
95	T.C.	19.8	21.1	21.0	23.4	25.6	21.7	22.1	22.0	24.5	26.8	23.5	23.1	23.0	25.6	27.9
	S.C.	18.9	17.8	15.0	15.1	12.6	20.6	19.9	17.1	17.2	13.7	22.4	22.0	19.2	19.2	14.8
	KW	1.8	1.8	1.8	1.9	1.9	1.9	1.9	1.9	1.9	1.9	1.9	1.9	1.9	1.9	1.9
105	T.C.	18.4	19.1	19.2	21.5	23.5	20.1	20.3	20.0	22.3	24.5	21.8	21.5	20.8	23.2	25.5
	S.C.	17.6	16.7	14.3	14.4	11.7	19.2	18.6	16.2	16.4	12.8	20.8	20.5	18.1	18.4	13.9
	KW	1.9	2.0	2.0	2.0	2.0	2.0	2.0	2.0	2.0	2.0	2.0	2.0	2.0	2.0	2.1
115	T.C.	17.1	17.3	17.4	19.6	21.5	18.6	18.6	18.0	20.2	22.3	20.1	20.0	18.7	20.9	23.1
	S.C.	16.3	15.7	13.5	13.6	10.8	17.7	17.4	15.2	15.6	12.0	19.2	19.1	16.9	17.6	13.1
	KW	2.1	2.1	2.1	2.1	2.2	2.1	2.1	2.1	2.1	2.2	2.2	2.2	2.1	2.2	2.2
125	T.C.	15.8	15.4	15.6	17.7	19.5	17.1	17.0	16.1	18.2	20.1	18.5	18.5	16.6	18.6	20.7
	S.C.	15.0	14.7	12.7	12.9	10.0	16.3	16.1	14.3	14.9	11.1	17.6	17.6	15.8	16.9	12.2
	KW	2.2	2.2	2.2	2.2	2.3	2.2	2.2	2.2	2.3	2.3	2.3	2.3	2.2	2.3	2.3

NOTE: ALL CAPACITIES INCLUDE INDOOR FAN HEAT AT 1250 BTUH/1000 CFM.

**Multipliers for determining the performance with other indoor sections.**

NOTE: For dry bulb temperatures different than those listed (between 73-87 F), sensible capacity increases by 1060 BTUH per 1000 CFM per degree above the listed temperature and decreases by 1060 BTUH per 1000 CFM per degree below the listed temperature.

Air Handlers	Coils	T.C.	S.C.	KW
-	FC/MC/PC24	0.98	0.98	1.00
-	FC/MC/PC30	0.98	0.98	1.00
-	FC/MC/PC32	1.00	1.00	1.00
-	FC/MC/PC35	1.00	1.00	1.00
-	HC30	0.98	0.99	1.00
-	HC36	1.00	1.00	1.00
-	HD36	0.98	0.94	1.00
AHP30	-	0.99	0.98	1.00
AHX30	-	1.02	1.06	0.93
AHX36	-	1.04	1.08	0.91
AV*24	-	0.99	0.98	1.00
AV*36	-	1.02	1.01	0.91
F4FP030	-	0.99	0.97	1.00
F6FP030	-	1.03	1.06	0.95
F6FP036	-	1.02	1.07	0.94
MA08B	FC/MC/PC24B	0.98	0.98	1.00
MV12B	FC/MC/PC24B	1.01	1.00	1.00
MA08B	FC/MC/PC30B	0.98	0.98	1.00
MV12B	FC/MC/PC30B	1.01	1.01	1.00
MA08B	FC/MC/PC35B	1.00	1.00	1.00
MV12B	FC/MC/PC35B	1.02	1.02	1.00
MV16C	FC/MC/PC35C	1.02	1.02	1.00

Furnaces	Coils	T.C.	S.C.	KW
T*9X*B12	FC/MC/PC35B	1.02	1.04	0.91
T*(8,L)X*A12	FC/MC/PC37A	1.05	1.10	0.91
T*(8,L)X*B12	FC/MC/PC43B	1.06	1.12	0.91
T*9X*B12	FC/MC/PC43B	1.04	1.07	0.91
T*(8,L)X*B12	FC/MC/PC35B	1.04	1.09	0.91
T*9X*C16	FC/MC/PC35C	1.00	1.00	0.90
T*(8,L)X*A12	FC/MC/PC32A	1.02	1.05	0.91
Y*(8,L)C*A12	FC/MC/PC32A	1.01	1.01	0.94
Y*(8,L)C*B12	FC/MC/PC35B	1.02	1.01	0.93
(Y*9C/T*9V)*B12	FC/MC/PC35B	1.03	1.03	0.94
Y*(8,L)C*A12	FC/MC/PC37A	1.03	1.04	0.95
Y*(8,L)C*B12	FC/MC/PC43B	1.03	1.02	0.93
(Y*9C/T*9V)*B12	FC/MC/PC43B	1.04	1.04	0.94
Y*(8,L)C*B12	HC36	1.02	1.00	0.93
(Y*9C/T*9V)*B12	HC36	1.03	1.03	0.94
Y*(8,L)C*A12	HD36	1.00	0.99	0.93
Y*(8,L)C*B12	HD36	1.00	0.96	0.93
Y*(8,L)C*C16	HD36	1.02	1.02	0.92
Y*(8,L)C*C20	HD36	1.00	0.96	0.91
(Y*9C/T*9V)*B12	HD36	1.00	0.99	0.93
(Y*9C/T*9V)*C16	HD36	1.00	1.00	0.92
(Y*9C/T*9V)*C20	HD36	1.00	0.96	0.92

<b>COOLING PERFORMANCE DATA</b>																
<b>CONDENSING UNIT MODEL NO.</b>		<b>YHJD30S41S1</b>														
<b>INDOOR COIL MODEL NO.</b>		<b>AHP36</b>														
<b>CONDENSING ENTERING AIR TEMPERATURE</b>	IDCFM	800					1000					1200				
	ID DB (°F)	80	80	75	80	80	80	80	75	80	80	80	80	75	80	80
	ID WB (°F)	57	62	62	67	72	57	62	62	67	72	57	62	62	67	72
65	T.C.	28.5	30.9	31.1	34.0	37.0	30.8	32.4	32.4	35.6	38.7	33.1	33.9	33.7	37.2	40.5
	S.C.	28.5	26.1	22.3	22.1	18.6	30.8	29.7	24.5	24.4	19.8	33.1	33.4	26.8	26.7	21.1
	KW	1.7	1.8	1.8	1.8	1.7	1.7	1.8	1.8	1.7	1.7	1.7	1.8	1.8	1.7	1.7
75	T.C.	27.1	29.1	29.1	32.0	35.3	29.2	30.3	30.3	33.4	36.6	31.3	31.5	31.5	34.7	37.9
	S.C.	27.1	25.2	21.4	21.3	17.7	29.2	28.2	23.6	23.5	18.9	31.3	31.3	25.8	25.7	20.1
	KW	1.9	1.9	1.9	1.9	1.9	1.9	1.9	1.9	1.9	1.9	1.9	1.9	1.9	1.9	1.9
85	T.C.	25.7	27.2	27.2	30.0	33.6	27.6	28.2	28.2	31.2	34.5	29.5	29.2	29.2	32.3	35.4
	S.C.	25.7	24.3	20.5	20.4	16.8	27.6	26.7	22.7	22.6	17.9	29.5	29.2	24.8	24.7	19.1
	KW	2.0	2.1	2.1	2.1	2.1	2.1	2.1	2.1	2.1	2.1	2.1	2.1	2.1	2.1	2.1
95	T.C.	24.3	25.3	25.3	28.1	31.8	26.0	26.1	26.1	29.0	32.3	27.7	26.8	27.0	29.9	32.9
	S.C.	24.3	23.4	19.6	19.6	15.9	26.0	25.2	21.7	21.7	17.0	27.7	26.8	23.9	23.7	18.0
	KW	2.2	2.2	2.2	2.3	2.3	2.2	2.2	2.2	2.3	2.3	2.3	2.3	2.3	2.3	2.3
105	T.C.	22.6	23.3	23.0	25.7	29.1	24.1	24.2	23.7	26.4	29.6	25.6	25.1	24.4	27.2	30.1
	S.C.	22.6	22.1	18.6	18.6	14.9	24.1	23.7	20.5	20.7	16.0	25.6	25.1	22.4	22.7	17.1
	KW	2.4	2.4	2.4	2.4	2.5	2.4	2.4	2.4	2.4	2.5	2.4	2.4	2.4	2.5	2.5
115	T.C.	21.0	21.3	20.9	23.4	26.4	22.3	22.3	21.3	24.0	26.9	23.6	23.4	21.8	24.5	27.4
	S.C.	21.0	20.8	17.7	17.7	13.9	22.3	22.2	19.3	19.7	15.0	23.6	23.4	20.9	21.8	16.1
	KW	2.5	2.5	2.5	2.6	2.7	2.6	2.6	2.5	2.6	2.7	2.6	2.6	2.6	2.6	2.7
125	T.C.	19.4	19.3	18.7	21.1	23.7	20.5	20.5	19.0	21.5	24.2	21.6	21.6	19.3	21.9	24.7
	S.C.	19.4	19.3	16.7	16.8	12.9	20.5	20.5	18.1	18.8	14.1	21.6	21.6	19.3	20.8	15.2
	KW	2.7	2.7	2.7	2.8	2.8	2.7	2.7	2.7	2.8	2.9	2.8	2.8	2.7	2.8	2.9

**NOTE:** ALL CAPACITIES INCLUDE INDOOR FAN HEAT AT 1250 BTUH/1000 CFM.

#### Multipliers for determining the performance with other indoor sections.

**NOTE:** For dry bulb temperatures different than those listed (between 73-87 F), sensible capacity increases by 1060 BTUH per 1000 CFM per degree above the listed temperature and decreases by 1060 BTUH per 1000 CFM per degree below the listed temperature.

<b>Air Handlers</b>	<b>Coils</b>	<b>T.C.</b>	<b>S.C.</b>	<b>KW</b>
–	FC/MC/PC32	0.99	0.99	1.00
–	FC/MC/PC35	0.99	0.99	1.00
–	FC/MC/PC37	1.01	1.01	1.00
–	FC/MC/PC43	1.01	1.01	1.00
–	HC36	0.99	0.99	1.00
–	HC42	1.01	1.01	1.00
–	HD48	1.01	1.01	1.00
AHP36	–	1.00	1.00	1.00
AHX36	–	1.03	1.06	0.91
AV36	–	1.04	1.05	1.00
F4FP040	–	0.99	0.97	1.00
F6FP036	–	1.01	1.01	0.93
MA12B	FC/MC/PC35B	0.99	0.99	1.00
MV12B	FC/MC/PC35B	1.01	1.01	1.00
MV16C	FC/MC/PC35C	1.01	1.01	1.00
MA12B	FC/MC/PC43B	1.01	1.01	1.00
MV12B	FC/MC/PC43B	1.03	1.03	1.00
MV16C	FC/MC/PC43C	1.03	1.03	1.00

<b>Furnaces</b>	<b>Coils</b>	<b>T.C.</b>	<b>S.C.</b>	<b>KW</b>
T*(8,L)X*A12	FC/MC/PC37A	1.05	1.10	0.95
T*9X*B12	FC/MC/PC43B	1.05	1.10	0.94
T*(8,L)X*B12	FC/MC/PC43B	1.05	1.10	0.95
Y*(8,L)C*A12	FC/MC/PC37A	1.01	1.01	0.97
Y*(8,L)C*B12	FC/MC/PC43B	1.02	1.02	0.94
(Y*9C/T*9V)*B12	FC/MC/PC43B	1.01	1.02	0.96
Y*(8,L)C*C16	FC/MC/PC43C	1.03	1.03	0.93
Y*(8,L)C*C20	FC/MC/PC43C	1.02	1.04	0.92
(Y*9C/T*9V)*C16	FC/MC/PC43C	1.02	1.02	0.95
(Y*9C/T*9V)*C20	FC/MC/PC43C	1.02	1.03	0.93
Y*(8,L)C*C16	HC42	1.02	1.03	0.93
Y*(8,L)C*C20	HC42	1.02	1.03	0.92
(Y*9C/T*9V)*C16	HC42	1.02	1.02	0.95
(Y*9C/T*9V)*C20	HC42	1.02	1.03	0.93
Y*(8,L)C*A12	HD36	0.99	0.97	0.95
Y*(8,L)C*B12	HD36	0.99	0.97	0.93
Y*(8,L)C*C16	HD36	0.99	0.97	0.93
Y*(8,L)C*C20	HD36	1.00	1.00	0.93
(Y*9C/T*9V)*B12	HD36	0.99	0.97	0.94
(Y*9C/T*9V)*C16	HD36	0.99	0.97	0.93
(Y*9C/T*9V)*C20	HD36	0.99	0.97	0.93

<b>COOLING PERFORMANCE DATA</b>																
<b>CONDENSING UNIT MODEL NO.</b>		<b>YHJD36S41S1</b>														
<b>INDOOR COIL MODEL NO.</b>		<b>AHP36</b>														
<b>CONDENSING ENTERING AIR TEMPERATURE</b>	<b>IDCFM</b>	<b>1000</b>					<b>1200</b>					<b>1400</b>				
	<b>ID DB (°F)</b>	80	80	75	80	80	80	80	75	80	80	80	80	75	80	80
	<b>ID WB (°F)</b>	57	62	62	67	72	57	62	62	67	72	57	62	62	67	72
65	T.C.	37.0	40.3	39.8	43.7	47.3	39.3	41.5	41.2	45.3	48.9	41.6	42.6	42.7	46.8	50.5
	S.C.	35.7	32.2	27.3	27.6	23.6	37.9	35.0	29.4	29.4	24.6	40.2	37.8	31.4	31.3	25.6
	KW	2.2	2.2	2.2	2.1	2.2	2.2	2.2	2.2	2.1	2.2	2.1	2.2	2.2	2.2	2.2
75	T.C.	35.3	37.9	37.5	41.4	44.9	37.5	39.0	38.7	42.7	46.3	39.7	40.2	40.0	44.1	47.8
	S.C.	34.1	31.1	26.4	26.5	22.3	36.2	33.9	28.4	28.4	23.4	38.3	36.6	30.4	30.3	24.4
	KW	2.4	2.4	2.4	2.4	2.4	2.4	2.4	2.4	2.4	2.4	2.4	2.4	2.4	2.4	2.4
85	T.C.	33.7	35.4	35.2	39.0	42.4	35.7	36.6	36.2	40.2	43.7	37.7	37.8	37.3	41.4	45.1
	S.C.	32.5	30.1	25.4	25.5	21.1	34.5	32.7	27.4	27.4	22.2	36.4	35.4	29.3	29.2	23.2
	KW	2.6	2.6	2.6	2.6	2.6	2.6	2.6	2.6	2.6	2.6	2.6	2.6	2.6	2.6	2.6
95	T.C.	32.1	33.0	32.9	36.6	39.9	33.9	34.2	33.8	37.7	41.1	35.7	35.4	34.6	38.7	42.4
	S.C.	31.0	29.1	24.4	24.5	19.9	32.7	31.6	26.4	26.4	20.9	34.5	34.2	28.3	28.2	22.0
	KW	2.7	2.8	2.8	2.8	2.8	2.8	2.8	2.8	2.8	2.9	2.8	2.8	2.8	2.8	2.9
105	T.C.	29.9	30.2	30.2	33.6	36.9	31.6	31.6	30.9	34.5	38.0	33.2	32.9	31.6	35.5	39.0
	S.C.	28.9	27.4	23.3	23.3	18.7	30.5	29.6	25.2	25.2	19.7	32.0	31.8	27.1	27.0	20.7
	KW	2.9	3.0	3.0	3.0	3.1	3.0	3.0	3.0	3.0	3.1	3.0	3.0	3.0	3.0	3.1
115	T.C.	27.8	27.6	27.5	30.7	34.0	29.3	29.1	28.1	31.5	34.9	30.8	30.5	28.7	32.3	35.8
	S.C.	26.9	25.7	22.1	22.2	17.5	28.3	27.6	24.0	24.0	18.5	29.7	29.5	25.9	25.9	19.5
	KW	3.1	3.1	3.1	3.2	3.3	3.2	3.2	3.2	3.2	3.3	3.2	3.2	3.2	3.3	3.3
125	T.C.	25.7	25.0	24.8	27.8	31.1	27.0	26.6	25.3	28.4	31.8	28.3	28.1	25.8	29.1	32.6
	S.C.	24.8	24.1	21.0	21.0	16.4	26.1	25.6	22.9	22.9	17.4	27.3	27.2	24.7	24.7	18.4
	KW	3.3	3.3	3.3	3.4	3.5	3.4	3.4	3.3	3.4	3.5	3.4	3.4	3.4	3.5	3.6

**NOTE:** ALL CAPACITIES INCLUDE INDOOR FAN HEAT AT 1250 BTUH/1000 CFM.

**Multipliers for determining the performance with other indoor sections.**

**NOTE:** For dry bulb temperatures different than those listed (between 73-87 F), sensible capacity increases by 1060 BTUH per 1000 CFM per degree above the listed temperature and decreases by 1060 BTUH per 1000 CFM per degree below the listed temperature.

<b>Air Handlers</b>	<b>Coils</b>	<b>T.C.</b>	<b>S.C.</b>	<b>KW</b>
-	FC/MC/PC37	1.00	0.99	1.00
-	FC/MC/PC43	0.99	0.99	1.00
-	FC/MC/PC48	1.00	1.00	1.00
-	HC42	0.99	0.99	1.00
-	HD48	1.00	1.00	1.00
-	HD48	0.97	0.96	1.00
AV36	-	1.02	1.04	1.00
F4FP045	-	1.00	1.00	1.00
MA12B	FC/MC/PC43B	0.99	0.99	1.00
MV12B	FC/MC/PC43B	1.01	1.01	1.00
MV16C	FC/MC/PC43C	1.01	1.01	1.00
MA14D	FC/MC/PC48D	1.00	1.00	1.00
MV12D	FC/MC/PC48D	1.01	1.00	1.00
MV16C	FC/MC/PC48C	1.03	1.02	1.00
MV20D	FC/MC/PC48D	1.03	1.02	1.00

<b>Furnaces</b>	<b>Coils</b>	<b>T.C.</b>	<b>S.C.</b>	<b>KW</b>
T*9X*B12	FC/MC/PC43B	1.04	1.07	0.96
T*(8,L)X*B12	FC/MC/PC43B	1.04	1.07	0.96
T*(8,L)X*C16	FC/MC/PC43C	1.04	1.05	0.92
T*9X*C16	FC/MC/PC43C	1.04	1.08	0.95
T*(8,L)X*C20	FC/MC/PC43C	1.05	1.08	0.94
T*9X*C20	FC/MC/PC43C	1.03	1.05	0.94
Y*(8,L)C*A12	FC/MC/PC37A	0.97	0.92	0.94

<b>Furnaces</b>	<b>Coils</b>	<b>T.C.</b>	<b>S.C.</b>	<b>KW</b>
Y*(8,L)C*B12	FC/MC/PC43B	1.01	1.02	0.98
(Y*9C/T*9V)*B12	FC/MC/PC43B	1.01	1.02	0.98
Y*(8,L)C*C16	FC/MC/PC43C	1.02	1.03	0.95
Y*(8,L)C*C20	FC/MC/PC43C	1.02	1.03	0.94
(Y*9C/T*9V)*C16	FC/MC/PC43C	1.01	1.02	0.97
(Y*9C/T*9V)*C20	FC/MC/PC43C	1.02	1.03	0.95
Y*(8,L)C*C16	FC/MC/PC48C	1.03	1.04	0.95
Y*(8,L)C*C20	FC/MC/PC48C	1.03	1.04	0.94
(Y*9C/T*9V)*C16	FC/MC/PC48C	1.03	1.04	0.96
(Y*9C/T*9V)*C20	FC/MC/PC48C	1.03	1.07	0.98
Y*(8,L)C*C16	HC42	1.01	1.03	0.95
Y*(8,L)C*C20	HC42	1.02	1.03	0.94
(Y*9C/T*9V)*C16	HC42	1.01	1.02	0.97
(Y*9C/T*9V)*C20	HC42	1.01	1.03	0.95
Y*(8,L)C*B12	HD48	1.00	1.01	0.97
Y*(8,L)C*C16	HD48	1.02	1.03	0.94
Y*(8,L)C*C20	HD48	1.03	1.03	0.94
(Y*9C/T*9V)*B12	HD48	1.00	1.01	0.97
(Y*9C/T*9V)*C16	HD48	1.02	1.02	0.95
(Y*9C/T*9V)*C20	HD48	1.02	1.06	0.98
Y*(8,L)C*C16	UC48C	1.02	1.04	0.95
Y*(8,L)C*C20	UC48C	1.03	1.05	0.94
(Y*9C/T*9V)*C16	UC48C	1.02	1.04	0.96
(Y*9C/T*9V)*C20	UC48C	1.03	1.08	0.98

<b>COOLING PERFORMANCE DATA</b>																
<b>CONDENSING UNIT MODEL NO.</b>		<b>YHJD42S41S1</b>														
<b>INDOOR COIL MODEL NO.</b>		<b>FC/MC/PC48</b>														
<b>CONDENSING ENTERING AIR TEMPERATURE</b>	<b>IDCFM</b>	<b>1200</b>					<b>1400</b>					<b>1600</b>				
		<b>ID DB (°F)</b>	80	80	75	80	80	80	80	75	80	80	80	80	75	80
	<b>ID WB (°F)</b>	57	62	62	67	72	57	62	62	67	72	57	62	62	67	72
65	T.C.	39.7	42.2	42.3	46.6	50.3	41.4	43.0	43.0	47.1	51.6	43.2	43.9	43.7	47.7	52.9
	S.C.	39.7	37.8	32.1	32.0	25.7	41.4	41.1	34.2	33.9	27.1	43.2	43.9	36.3	35.8	28.4
	KW	2.4	2.4	2.5	2.5	2.4	2.4	2.4	2.5	2.5	2.4	2.5	2.5	2.4	2.5	2.5
75	T.C.	38.3	40.2	40.3	44.3	48.1	39.9	41.0	41.0	44.9	49.1	41.6	41.9	41.7	45.6	50.2
	S.C.	38.3	36.9	31.2	31.0	24.8	39.9	39.9	33.3	33.0	26.1	41.6	41.9	35.4	34.9	27.3
	KW	2.7	2.7	2.7	2.7	2.7	2.7	2.7	2.7	2.7	2.7	2.7	2.7	2.7	2.7	2.7
85	T.C.	36.9	38.2	38.2	41.9	45.8	38.4	39.0	39.0	42.7	46.7	40.0	39.9	39.7	43.5	47.5
	S.C.	36.9	36.0	30.2	30.0	23.9	38.4	38.6	32.3	32.0	25.1	40.0	39.9	34.5	34.1	26.2
	KW	2.9	3.0	3.0	3.0	3.0	3.0	3.0	3.0	3.0	3.0	3.0	3.0	3.0	3.0	3.0
95	T.C.	35.4	36.1	36.2	39.6	43.5	36.9	37.0	36.9	40.5	44.2	38.4	37.9	37.7	41.4	44.9
	S.C.	35.4	35.1	29.2	29.0	23.0	36.9	37.0	31.4	31.1	24.1	38.4	37.9	33.5	33.2	25.1
	KW	3.2	3.2	3.2	3.2	3.3	3.2	3.2	3.2	3.2	3.3	3.2	3.2	3.2	3.3	3.3
105	T.C.	33.2	33.7	33.4	36.7	40.2	34.5	34.6	34.1	37.4	40.8	35.9	35.5	34.8	38.1	41.4
	S.C.	33.2	33.4	28.0	27.8	21.7	34.5	34.6	30.1	29.8	22.8	35.9	35.5	32.3	31.9	23.8
	KW	3.6	3.6	3.6	3.6	3.7	3.6	3.6	3.6	3.6	3.7	3.6	3.6	3.6	3.7	3.7
115	T.C.	31.1	31.3	30.6	33.8	37.1	32.2	32.3	31.3	34.4	37.5	33.4	33.2	32.0	34.9	37.9
	S.C.	31.1	31.3	26.8	26.6	20.4	32.2	32.3	28.9	28.6	21.5	33.4	33.2	31.0	30.6	22.6
	KW	4.0	4.0	4.0	4.0	4.1	4.0	4.0	4.0	4.0	4.1	4.0	4.0	4.0	4.0	4.1
125	T.C.	28.9	28.9	27.9	31.0	33.9	29.9	29.9	28.5	31.4	34.2	30.9	30.9	29.2	31.7	34.5
	S.C.	28.9	28.9	25.5	25.4	19.1	29.9	29.9	27.7	27.4	20.2	30.9	30.9	29.2	29.4	21.3
	KW	4.5	4.4	4.4	4.4	4.5	4.4	4.4	4.4	4.4	4.5	4.4	4.4	4.4	4.4	4.5

**NOTE:** ALL CAPACITIES INCLUDE INDOOR FAN HEAT AT 1250 BTUH/1000 CFM.

#### Multipliers for determining the performance with other indoor sections.

**NOTE:** For dry bulb temperatures different than those listed (between 73-87 F), sensible capacity increases by 1060 BTUH per 1000 CFM per degree above the listed temperature and decreases by 1060 BTUH per 1000 CFM per degree below the listed temperature.

<b>Air Handlers</b>	<b>Coils</b>	<b>T.C.</b>	<b>S.C.</b>	<b>KW</b>
–	FC/MC/PC60	0.99	0.99	1.00
–	HC42	1.00	0.99	1.00
–	HC60	0.99	0.99	1.00
–	HD60	1.01	1.00	1.00
AHX42	–	1.01	1.07	0.95
AHX48	–	1.02	1.09	0.96
AV/SV*48	–	1.01	1.06	0.96
F4FP045	–	0.99	1.00	1.00
F5FP048	–	1.02	1.04	1.00
F6FP042	–	1.01	1.08	0.97
F6FP048	–	1.02	1.07	0.96
AHP/SHP48	–	1.00	1.00	1.00
MA14D	FC/MC/PC48D	1.00	1.00	1.00
MA16C	FC/MC/PC48C	1.00	1.00	1.00
MV16C	FC/MC/PC48C	1.02	1.02	1.00
MV20D	FC/MC/PC48D	1.02	1.02	1.00
MA14D	FC/MC/PC60D	0.99	0.99	1.00
MA16C	FC/MC/PC60C	0.99	0.99	1.00
MV20D	FC/MC/PC60D	1.01	1.01	1.00

Continued on next page.



Furnaces	Coils	T.C.	S.C.	KW
T*(8,L)X*C16	FC/MC/PC48C	1.00	1.05	0.95
T*9X*C16	FC/MC/PC48C	1.01	1.07	0.97
T*(8,L)X*C20	FC/MC/PC48C	1.02	1.09	0.96
T*9X*C20	FC/MC/PC48C	1.01	1.07	0.96
T*9X*D20	FC/MC/PC48D	1.01	1.07	0.96
T*(8,L)X*C16	UC48C	1.02	1.08	0.94
T*9X*C16	UC48C	1.01	1.07	0.97
T*(8,L)X*C20	UC48C	1.02	1.11	0.96
T*9X*C20	UC48C	1.02	1.07	0.96
T*9X*D20	UC48D	1.01	1.08	0.96
Y*(8,L)C*C16	FC/MC/PC48C	1.02	1.03	0.96
Y*(8,L)C*C20	FC/MC/PC48C	1.02	1.04	0.96
(Y*9C/T*9V)*C16	FC/MC/PC48C	1.01	1.03	0.97
(Y*9C/T*9V)*C20	FC/MC/PC48C	1.01	1.03	0.98
(Y*9C/T*9V)*D20	FC/MC/PC48D	1.02	1.03	0.97
(Y*9C/T*9V)*D20	FC/MC/PC60D	1.02	1.04	0.96
(Y*9C/T*9V)*D20	FC/MC62D	1.02	1.05	0.96
Y*(8,L)C*C16	FC/PC60C	1.02	1.04	0.95
Y*(8,L)C*C20	FC/PC60C	1.02	1.04	0.94
(Y*9C/T*9V)*C16	FC/PC60C	1.02	1.03	0.98
(Y*9C/T*9V)*C20	FC/PC60C	1.02	1.04	0.97

Furnaces	Coils	T.C.	S.C.	KW
Y*(8,L)C*C16	HC42	1.01	1.02	0.96
Y*(8,L)C*C20	HC42	1.01	1.02	0.96
(Y*9C/T*9V)*C16	HC42	1.01	1.01	0.97
(Y*9C/T*9V)*C20	HC42	1.01	1.01	0.97
Y*(8,L)C*B12	HD48	1.00	0.97	0.98
Y*(8,L)C*C16	HD48	0.99	1.00	0.96
Y*(8,L)C*C20	HD48	1.00	0.98	0.95
(Y*9C/T*9V)*B12	HD48	0.95	0.90	0.95
(Y*9C/T*9V)*C16	HD48	1.00	0.98	0.97
(Y*9C/T*9V)*C20	HD48	1.01	1.01	0.97
(Y*9C/T*9V)*D20	HD48	1.00	1.01	0.96
Y*(8,L)C*C16	UC48C	1.01	1.02	0.96
Y*(8,L)C*C20	UC48C	1.01	1.03	0.95
(Y*9C/T*9V)*C16	UC48C	1.01	1.02	0.97
(Y*9C/T*9V)*C20	UC48C	1.01	1.02	0.97
(Y*9C/T*9V)*D20	UC48D	1.01	1.02	0.96
Y*(8,L)C*C16	UC60C	1.01	1.02	0.95
Y*(8,L)C*C20	UC60C	1.02	1.02	0.94
(Y*9C/T*9V)*C16	UC60C	1.00	1.01	0.98
(Y*9C/T*9V)*C20	UC60C	1.01	1.01	0.97
(Y*9C/T*9V)*D20	UC60D	1.01	1.01	0.96

<b>COOLING PERFORMANCE DATA</b>																
<b>CONDENSING UNIT MODEL NO.</b>		<b>YHJD48S41S1</b>														
<b>INDOOR COIL MODEL NO.</b>		<b>AHP/SHP48</b>														
<b>CONDENSING ENTERING AIR TEMPERATURE</b>	IDCFM	1400					1600					1800				
	ID DB (°F)	80	80	75	80	80	80	80	75	80	80	80	80	75	80	80
	ID WB (°F)	57	62	62	67	72	57	62	62	67	72	57	62	62	67	72
65	T.C.	46.3	49.0	49.0	53.3	57.3	48.3	49.9	49.7	54.0	58.4	50.2	50.8	50.4	54.8	59.4
	S.C.	46.3	43.0	36.2	35.8	29.6	48.3	45.5	37.9	37.6	30.7	50.2	48.0	39.6	39.4	31.8
	KW	2.5	2.5	2.5	2.5	2.5	2.5	2.5	2.5	2.5	2.5	2.5	2.5	2.5	2.5	2.5
75	T.C.	44.6	46.6	46.6	50.7	54.8	46.3	47.5	47.3	51.6	55.7	47.9	48.4	48.0	52.4	56.7
	S.C.	44.6	41.9	35.2	34.8	28.3	46.3	44.4	37.0	36.6	29.4	47.9	46.9	38.8	38.4	30.5
	KW	2.9	2.8	2.8	2.9	2.9	2.9	2.8	2.8	2.9	2.9	2.8	2.8	2.8	2.9	2.9
85	T.C.	42.9	44.1	44.2	48.2	52.2	44.3	45.0	44.9	49.1	53.1	45.7	45.9	45.7	50.0	54.0
	S.C.	42.9	40.9	34.3	33.8	27.1	44.3	43.3	36.1	35.7	28.1	45.7	45.7	38.0	37.5	29.1
	KW	3.2	3.2	3.2	3.2	3.2	3.2	3.2	3.2	3.2	3.2	3.2	3.2	3.2	3.2	3.2
95	T.C.	41.1	41.7	41.7	45.7	49.7	42.3	42.6	42.5	46.6	50.5	43.4	43.5	43.3	47.5	51.3
	S.C.	41.1	39.8	33.3	32.8	25.8	42.3	42.2	35.2	34.7	26.8	43.4	43.5	37.2	36.6	27.8
	KW	3.5	3.5	3.5	3.6	3.6	3.5	3.5	3.5	3.6	3.6	3.5	3.5	3.5	3.6	3.6
105	T.C.	38.8	38.7	38.7	42.4	46.4	39.8	39.8	39.4	43.2	47.0	40.9	40.8	40.0	43.9	47.6
	S.C.	38.8	37.7	32.0	31.6	24.6	39.8	39.7	33.9	33.5	25.6	40.9	40.8	35.9	35.3	26.6
	KW	4.0	4.0	4.0	4.0	4.0	4.0	4.0	4.0	4.0	4.0	4.0	4.0	4.0	4.0	4.0
115	T.C.	36.4	35.9	35.9	39.3	43.3	37.5	37.0	36.3	39.8	43.7	38.5	38.1	36.8	40.4	44.1
	S.C.	36.4	35.7	30.7	30.4	23.4	37.5	37.0	32.7	32.2	24.3	38.5	38.1	34.6	34.1	25.3
	KW	4.4	4.4	4.4	4.4	4.5	4.4	4.4	4.4	4.4	4.5	4.4	4.4	4.4	4.4	4.5
125	T.C.	34.1	33.0	33.0	36.1	40.1	35.1	34.2	33.3	36.5	40.4	36.0	35.4	33.6	36.9	40.6
	S.C.	34.1	33.0	29.5	29.2	22.1	35.1	34.2	31.4	31.0	23.1	36.0	35.4	33.3	32.9	24.1
	KW	4.8	4.8	4.8	4.8	4.9	4.8	4.8	4.8	4.9	4.9	4.8	4.8	4.8	4.9	4.9

**NOTE:** ALL CAPACITIES INCLUDE INDOOR FAN HEAT AT 1250 BTUH/1000 CFM.

#### Multipliers for determining the performance with other indoor sections.

**NOTE:** For dry bulb temperatures different than those listed (between 73-87 F), sensible capacity increases by 1060 BTUH per 1000 CFM per degree above the listed temperature and decreases by 1060 BTUH per 1000 CFM per degree below the listed temperature.

Air Handlers	Coils	T.C.	S.C.	KW
–	FC/MC/PC48	1.00	1.01	1.00
–	FC/MC/PC60	1.00	1.02	1.00
–	HC60	1.00	1.02	1.00
–	HD60	1.00	1.01	1.00
–	MC62	1.01	1.02	1.00
AHP60	–	1.01	1.03	1.00
AHX48	–	1.04	1.08	0.98
AV/SV*48	–	1.02	1.03	1.00
AV/SV*60	–	1.03	1.03	0.96
F4FV060	–	1.02	1.03	1.00
F5FP048	–	1.02	1.05	1.00
F5FP060	–	1.02	1.05	1.00
F6FP048	–	1.05	1.07	0.98
MA16C	FC/MC/PC48C	1.00	1.01	1.00
MA20D	FC/MC/PC48D	1.00	1.01	1.00
MV16C	FC/MC/PC48C	1.02	1.02	1.00
MV20D	FC/MC/PC48D	1.01	1.02	1.00
MA16C	FC/MC/PC60C	1.00	1.02	1.00
MA20D	FC/MC/PC60D	1.00	1.02	1.00
MV20D	FC/MC/PC60D	1.01	1.03	1.00
MA20D	MC62D	1.01	1.02	1.00
MV20D	MC62D	1.02	1.03	1.00

Furnaces	Coils	T.C.	S.C.	KW
T*(8,L)X*C16	FC/PC60C	1.03	1.04	0.98
T*9X*C16	FC/PC60C	1.03	1.04	0.99
T*(8,L)X*C20	FC/MC/PC60D	1.03	1.04	0.98

Furnaces	Coils	T.C.	S.C.	KW
T*9X*C20	FC/PC60C	1.03	1.04	0.98
T*9X*D20	FC/MC/PC60D	1.02	1.02	0.94
T*9X*D20	FC/MC62D	1.03	1.06	0.99
T*(8,L)X*C16	UC60C	1.02	1.04	0.98
T*(8,L)X*C20	UC60D	1.02	1.03	0.94
T*9X*C16	UC60C	1.02	1.04	0.99
T*9X*C20	UC60C	1.03	1.04	0.98
T*9X*D20	UC60D	1.02	1.01	0.94
(Y*9C/T*9V)*D20	FC/MC/PC60D	1.00	1.02	0.98
(Y*9C/T*9V)*D20	FC/MC62D	1.00	1.03	0.98
Y*(8,L)C*C16	FC/PC60C	1.00	1.03	0.98
Y*(8,L)C*C20	FC/PC60C	1.01	1.03	0.96
(Y*9C/T*9V)*C16	FC/PC60C	1.00	1.02	0.99
(Y*9C/T*9V)*C20	FC/PC60C	1.00	1.02	0.99
(Y*9C/T*9V)*D20	HC60	0.99	1.02	0.98
Y*(8,L)C*C16	HD60	1.00	1.03	0.98
Y*(8,L)C*C20	HD60	1.01	1.03	0.96
(Y*9C/T*9V)*C16	HD60	1.00	1.03	0.99
(Y*9C/T*9V)*C20	HD60	1.00	1.03	0.99
(Y*9C/T*9V)*D20	HD60	1.00	1.03	0.98
Y*(8,L)C*C16	UC60C	0.99	1.00	0.98
Y*(8,L)C*C20	UC60C	0.99	1.01	0.96
(Y*9C/T*9V)*C16	UC60C	0.98	1.00	0.99
(Y*9C/T*9V)*C20	UC60C	0.98	1.00	0.99
(Y*9C/T*9V)*D20	UC60D	0.99	1.00	0.98

COOLING PERFORMANCE DATA																
CONDENSING UNIT MODEL NO.		YHJD60S41S1														
INDOOR COIL MODEL NO.		FC/MC62														
CONDENSING ENTERING AIR TEMPERATURE	IDCFM	1600					1800					2000				
	ID DB (°F)	80	80	75	80	80	80	80	75	80	80	80	80	75	80	80
	ID WB (°F)	57	62	62	67	72	57	62	62	67	72	57	62	62	67	72
65	T.C.	54.0	57.1	56.9	62.3	67.6	56.0	57.9	57.8	63.4	69.1	58.0	58.7	58.7	64.4	70.5
	S.C.	54.0	51.0	43.4	42.9	34.8	56.0	54.4	45.4	45.0	36.2	58.0	57.7	47.4	47.1	37.6
	KW	2.8	2.8	2.8	2.9	2.9	2.8	2.8	2.8	2.9	2.9	2.8	2.8	2.8	2.9	2.9
75	T.C.	51.9	54.1	53.9	59.2	64.5	53.7	54.9	54.8	60.2	65.7	55.5	55.7	55.6	61.2	66.9
	S.C.	51.9	49.8	42.0	41.7	33.5	53.7	52.7	44.1	43.8	34.8	55.5	55.6	46.1	45.8	36.2
	KW	3.2	3.2	3.2	3.3	3.3	3.2	3.2	3.2	3.3	3.3	3.2	3.2	3.2	3.3	3.3
85	T.C.	49.7	51.1	51.0	56.2	61.4	51.3	51.9	51.8	57.1	62.4	53.0	52.7	52.6	58.0	63.4
	S.C.	49.7	48.6	40.7	40.5	32.2	51.3	51.1	42.8	42.5	33.4	53.0	52.7	44.9	44.6	34.7
	KW	3.6	3.6	3.6	3.6	3.7	3.6	3.6	3.6	3.7	3.7	3.6	3.6	3.6	3.7	3.7
95	T.C.	47.6	48.1	48.1	53.1	58.3	49.0	48.9	48.8	54.0	59.0	50.4	49.7	49.5	54.8	59.8
	S.C.	47.6	47.4	39.3	39.2	30.9	49.0	48.9	41.5	41.3	32.0	50.4	49.7	43.6	43.3	33.2
	KW	4.0	4.0	4.0	4.0	4.1	4.0	4.0	4.0	4.1	4.1	4.0	4.0	4.0	4.1	4.1
105	T.C.	44.3	44.6	44.1	48.7	53.5	45.6	45.5	44.6	49.3	54.1	46.8	46.3	45.2	50.0	54.7
	S.C.	44.3	44.6	37.6	37.4	29.0	45.6	45.5	39.7	39.4	30.2	46.8	46.3	41.8	41.5	31.3
	KW	4.5	4.5	4.5	4.5	4.6	4.5	4.5	4.5	4.5	4.6	4.5	4.5	4.5	4.5	4.6
115	T.C.	41.1	41.3	40.2	44.4	48.9	42.2	42.2	40.6	44.9	49.4	43.3	43.1	41.0	45.3	49.9
	S.C.	41.1	41.3	35.9	35.7	27.3	42.2	42.2	37.9	37.7	28.4	43.3	43.1	40.0	39.7	29.5
	KW	4.9	5.0	4.9	5.0	5.0	5.0	5.0	4.9	5.0	5.0	5.0	5.0	5.0	5.0	5.0
125	T.C.	37.9	37.9	36.2	40.1	44.3	38.8	38.8	36.5	40.4	44.6	39.8	39.8	36.8	40.7	45.0
	S.C.	37.9	37.9	34.2	33.9	25.5	38.8	38.8	36.2	35.9	26.6	39.8	39.8	36.8	37.9	27.7
	KW	5.4	5.4	5.4	5.4	5.5	5.4	5.4	5.4	5.4	5.5	5.4	5.4	5.4	5.4	5.5

NOTE: ALL CAPACITIES INCLUDE INDOOR FAN HEAT AT 1250 BTUH/1000 CFM.

**Multipliers for determining the performance with other indoor sections.**

NOTE: For dry bulb temperatures different than those listed (between 73-87 F), sensible capacity increases by 1060 BTUH per 1000 CFM per degree above the listed temperature and decreases by 1060 BTUH per 1000 CFM per degree below the listed temperature.

Air Handlers	Coils	T.C.	S.C.	KW
AHX60	–	1.06	1.13	1.05
F6FP060	–	1.06	1.09	1.01
MA20D	MC62D	1.00	1.00	1.00
MV20D	MC62D	1.01	1.01	1.00

Furnaces	Coils	T.C.	S.C.	KW
T*(8,L)X*C20	FC/MC62D	1.05	1.08	0.99
T*9X*D20	FC/MC62D	1.02	1.02	1.02
(Y*9C/T*9V)*D20	FC/MC/PC60D	0.99	0.96	0.97
Y*(8,L)C*C20	FC/MC62D	1.00	0.97	0.96
(Y*9C/T*9V)*C20	FC/MC62D	0.99	0.96	0.98

HEATING PERFORMANCE DATA										
CONDENSING UNIT MODEL NO		YHJD18S41S1								
EVAPORATOR COIL MODEL NO		AHP18								
AIR TEMP. ENTERING OUTDOOR UNIT	AIR TEMP. ENTERING INDOOR COIL	ID CFM								
		450			600			750		
		MBTUH	KW	C.O.P.	MBTUH	KW	C.O.P.	MBTUH	KW	C.O.P.
60	60	19.7	1.6	3.7	21.0	1.6	3.9	22.3	1.6	4.2
	70	18.3	1.6	3.3	19.6	1.6	3.5	20.9	1.6	3.8
	80	16.8	1.7	2.9	18.1	1.7	3.2	19.5	1.7	3.4
47	60	16.4	1.5	3.3	17.6	1.5	3.5	18.8	1.5	3.7
	70	15.2	1.5	3.0	16.4	1.5	3.2	17.6	1.5	3.3
	80	14.0	1.5	2.7	15.2	1.6	2.8	16.4	1.6	3.0
40	60	14.9	1.4	3.1	16.2	1.4	3.3	17.5	1.5	3.5
	70	12.4	1.4	2.5	14.3	1.5	2.9	16.3	1.5	3.2
	80	9.9	1.5	2.0	12.5	1.5	2.4	15.0	1.6	2.8
30	60	10.3	1.3	2.2	11.5	1.4	2.4	12.7	1.5	2.5
	70	11.5	1.3	2.5	12.7	1.4	2.7	14.0	1.4	2.9
	80	12.6	1.3	2.8	13.9	1.4	3.0	15.2	1.4	3.2
17	60	7.6	1.2	1.9	7.8	1.3	1.8	7.9	1.4	1.7
	70	8.2	1.2	2.0	8.5	1.3	2.0	8.8	1.3	2.0
	80	8.8	1.2	2.2	9.2	1.2	2.2	9.7	1.3	2.2
10	60	6.1	1.1	1.6	6.7	1.2	1.6	7.3	1.3	1.7
	70	6.2	1.1	1.6	7.1	1.2	1.7	8.0	1.3	1.8
	80	6.2	1.1	1.6	7.4	1.2	1.8	8.6	1.3	2.0

NOTE: ALL CAPACITIES ARE NET (KBTUH) WITH INDOOR FAN HEAT ALREADY DEDUCTED AT 1250 BTUH/1000 CFM.

#### Multipliers for determining the performance with other indoor sections.

Air Handlers	Coils	MBH	KW	COP
-	FC/MC/PC18	1.00	1.00	1.00
-	FC/MC/PC24	1.03	1.04	0.99
-	HC18	1.00	1.00	1.00
-	HC30	1.02	1.02	0.99
-	HD24	0.97	0.96	1.02
AHP18	-	1.02	1.02	1.00
AV24	-	0.98	0.99	1.00
F4FP024	-	1.01	1.01	1.00
MV12B	FC/MC/PC18B	0.98	0.98	1.00
MA08B	FC/MC/PC18B	1.00	1.00	1.00
MA08B	FC/MC/PC24B	1.03	1.04	0.99
MV12B	FC/MC/PC24B	1.00	1.02	0.99

Furnaces	Coils	MBH	KW	COP
Y*(8,L)C*A12	FC/MC/PC18A	0.98	1.07	0.92
Y*(8,L)C*B12	FC/MC/PC18B	0.97	1.06	0.92
(Y*9C/T*9V)*B12	FC/MC/PC18B	0.98	1.07	0.92
Y*(8,L)C*A12	FC/MC/PC24A	1.01	1.10	0.92
Y*(8,L)C*B12	FC/MC/PC24B	0.99	1.10	0.90
(Y*9C/T*9V)*B12	FC/MC/PC24B	1.01	1.11	0.91
Y*(8,L)C*A12	FC/MC/PC30A	1.01	1.10	0.92
Y*(8,L)C*B12	FC/MC/PC30B	0.99	1.10	0.90
(Y*9C/T*9V)*B12	FC/MC/PC30B	1.01	1.11	0.91
Y*(8,L)C*A12	HC18	0.98	1.07	0.92
Y*(8,L)C*A12	HC30	0.99	1.07	0.93
Y*(8,L)C*A12	HD24	0.98	1.06	0.93
Y*(8,L)C*B12	HD24	0.96	1.04	0.92
(Y*9C/T*9V)*B12	HD24	0.98	1.07	0.92
Y*(8,L)C*A12	UC18A	0.99	1.08	0.92
Y*(8,L)C*B12	UC18B	0.98	1.07	0.92
(Y*9C/T*9V)*B12	UC18B	0.99	1.08	0.91
Y*(8,L)C*A12	UC24A	1.02	1.11	0.91
Y*(8,L)C*B12	UC24B	0.99	1.10	0.90
(Y*9C/T*9V)*B12	UC24B	1.01	1.12	0.91
Y*(8,L)C*A12	UC30A	1.01	1.11	0.91
Y*(8,L)C*B12	UC30B	0.99	1.10	0.90
(Y*9C/T*9V)*B12	UC30B	1.01	1.12	0.91

HEATING PERFORMANCE DATA										
CONDENSING UNIT MODEL NO		YHJD24S41S1								
EVAPORATOR COIL MODEL NO		AHP24								
AIR TEMP. ENTERING OUTDOOR UNIT	AIR TEMP. ENTERING INDOOR COIL	ID CFM								
		600			800			1000		
		MBTUH	KW	C.O.P.	MBTUH	KW	C.O.P.	MBTUH	KW	C.O.P.
60	60	28.4	2.1	4.0	30.1	2.0	4.3	31.8	2.0	4.6
	70	26.7	2.2	3.6	28.4	2.2	3.9	30.1	2.1	4.1
	80	25.1	2.3	3.2	26.8	2.3	3.5	28.5	2.2	3.7
47	60	23.4	1.9	3.5	24.5	1.9	3.7	25.7	1.9	3.9
	70	22.0	2.0	3.2	22.2	2.0	3.3	22.4	2.0	3.3
	80	20.6	2.1	2.9	19.9	2.0	2.9	19.1	2.0	2.8
40	60	20.7	1.9	3.2	21.9	1.9	3.4	23.1	1.9	3.5
	70	19.3	1.9	2.9	20.4	2.0	3.1	21.6	2.0	3.2
	80	17.9	2.0	2.7	19.0	2.0	2.8	20.0	2.1	2.9
30	60	17.2	1.7	2.9	18.1	1.8	3.0	19.0	1.8	3.0
	70	15.8	1.8	2.6	16.7	1.8	2.7	17.6	1.9	2.7
	80	14.3	1.8	2.3	15.2	1.9	2.4	16.2	1.9	2.5
17	60	7.9	1.6	1.5	11.2	1.6	2.0	14.4	1.7	2.5
	70	9.0	1.6	1.7	11.0	1.7	1.9	13.0	1.7	2.2
	80	10.0	1.6	1.8	10.9	1.7	1.9	11.7	1.7	2.0
10	60	10.5	1.5	2.1	11.2	1.6	2.1	11.9	1.6	2.1
	70	9.3	1.5	1.8	9.9	1.6	1.9	10.6	1.6	1.9
	80	8.0	1.5	1.6	8.6	1.6	1.6	9.3	1.6	1.7

NOTE: ALL CAPACITIES ARE NET (KBTUH) WITH INDOOR FAN HEAT ALREADY DEDUCTED AT 1250 BTUH/1000 CFM.

**Multipliers for determining the performance with other indoor sections.**

Air Handlers	Coils	MBH	KW	COP
-	FC/MC/PC24	1.00	1.00	1.00
-	FC/MC/PC30	1.00	1.00	1.00
-	FC/MC/PC32	1.00	1.00	1.00
-	FC/MC/PC35	1.00	1.00	1.00
-	HC30	0.99	0.99	1.01
-	HC36	1.00	1.00	1.00
-	HD36	1.35	1.41	0.96
AHP30	-	1.01	1.01	1.00
AHX30	-	0.99	1.07	0.92
AHX36	-	0.99	1.12	0.89
AV24	-	0.96	0.95	1.01
AV*36	-	0.97	1.08	0.90
F4FP030	-	0.99	0.99	1.01
F6FP030	-	0.99	1.05	0.94
F6FP036	-	0.99	1.07	0.92
MA08B	FC/MC/PC24B	1.00	1.00	1.00
MV12B	FC/MC/PC24B	0.98	0.98	1.00
MA08B	FC/MC/PC30B	1.00	1.00	1.00
MV12B	FC/MC/PC30B	0.98	0.98	1.00
MA08B	FC/MC/PC35B	1.00	1.00	1.00
MV12B	FC/MC/PC35B	0.98	0.98	1.00
MV16C	FC/MC/PC35C	0.98	0.98	1.00

Furnaces	Coils	MBH	KW	COP
T*9X*B12	FC/MC/PC35B	0.98	1.08	0.91
T*(8,L)X*A12	FC/MC/PC37A	1.00	1.12	0.89
T*(8,L)X*B12	FC/MC/PC43B	1.00	1.13	0.89
T*9X*B12	FC/MC/PC43B	0.99	1.11	0.90
T*(8,L)X*B12	FC/MC/PC35B	0.99	1.10	0.90
T*9X*C16	FC/MC/PC35C	0.96	1.06	0.90
T*(8,L)X*A12	FC/MC/PC32A	0.98	1.08	0.90
Y*(8,L)C*A12	FC/MC/PC32A	0.98	1.04	0.95
Y*(8,L)C*B12	FC/MC/PC35B	0.98	1.05	0.93
(Y*9C/T*9V)*B12	FC/MC/PC35B	0.99	1.05	0.94
Y*(8,L)C*A12	FC/MC/PC37A	1.00	1.07	0.93
Y*(8,L)C*B12	FC/MC/PC43B	0.98	1.07	0.92
(Y*9C/T*9V)*B12	FC/MC/PC43B	0.99	1.07	0.93
Y*(8,L)C*B12	HC36	0.97	1.05	0.93
(Y*9C/T*9V)*B12	HC36	0.99	1.05	0.94
Y*(8,L)C*A12	HD36	0.90	0.90	1.00
Y*(8,L)C*B12	HD36	0.89	0.89	1.00
Y*(8,L)C*C16	HD36	0.91	0.93	0.98
Y*(8,L)C*C20	HD36	0.88	0.89	0.98
(Y*9C/T*9V)*B12	HD36	0.90	0.90	1.00
(Y*9C/T*9V)*C16	HD36	0.90	0.91	0.99
(Y*9C/T*9V)*C20	HD36	0.88	0.89	0.99

HEATING PERFORMANCE DATA										
CONDENSING UNIT MODEL NO		YHJD30S41S1								
EVAPORATOR COIL MODEL NO		AHP36								
AIR TEMP. ENTERING OUTDOOR UNIT	AIR TEMP. ENTERING INDOOR COIL	ID CFM								
		800			1000			1200		
		MBTUH	KW	C.O.P.	MBTUH	KW	C.O.P.	MBTUH	KW	C.O.P.
60	60	33.0	2.5	3.9	35.7	2.4	4.3	38.5	2.4	4.7
	70	31.4	2.6	3.6	34.1	2.6	3.9	36.9	2.6	4.2
	80	29.8	2.7	3.2	32.5	2.7	3.5	35.2	2.7	3.8
47	60	28.8	2.3	3.6	30.6	2.3	3.9	32.3	2.3	4.1
	70	26.6	2.4	3.2	28.3	2.4	3.4	29.9	2.4	3.6
	80	24.4	2.5	2.9	26.0	2.5	3.0	27.6	2.5	3.2
40	60	25.8	2.2	3.4	27.1	2.3	3.5	28.4	2.3	3.7
	70	24.2	2.3	3.0	25.4	2.3	3.2	26.6	2.4	3.3
	80	22.6	2.4	2.7	23.7	2.4	2.8	24.7	2.5	2.9
30	60	19.3	2.3	2.5	19.9	2.3	2.5	20.4	2.4	2.5
	70	20.8	2.2	2.7	21.5	2.3	2.8	22.2	2.3	2.9
	80	22.3	2.2	3.0	23.1	2.2	3.1	24.0	2.2	3.2
17	60	13.3	2.1	1.9	14.8	2.1	2.0	16.3	2.2	2.2
	70	15.4	2.1	2.2	16.5	2.1	2.3	17.7	2.1	2.4
	80	17.4	2.0	2.5	18.2	2.1	2.6	19.0	2.1	2.7
10	60	13.0	2.0	1.9	10.0	2.1	1.4	6.9	2.1	1.0
	70	14.5	2.0	2.1	13.4	2.0	1.9	12.2	2.1	1.7
	80	16.0	2.0	2.4	16.7	2.0	2.5	17.5	2.0	2.5

NOTE: ALL CAPACITIES ARE NET (KBTUH) WITH INDOOR FAN HEAT ALREADY DEDUCTED AT 1250 BTUH/1000 CFM.

#### Multipliers for determining the performance with other indoor sections.

Air Handlers	Coils	MBH	KW	COP
–	FC/MC/PC32	0.99	0.98	1.01
–	FC/MC/PC35	0.99	0.98	1.01
–	FC/MC/PC37	1.00	1.00	1.00
–	FC/MC/PC43	1.00	1.00	1.00
–	HC36	0.99	0.98	1.01
–	HC42	1.00	1.00	1.00
–	HD48	1.34	1.40	0.96
AHP36	–	1.00	1.00	1.00
AHX36	–	0.98	1.08	0.90
AV36	–	0.98	0.98	1.00
F4FP040	–	0.99	0.98	1.02
F6FP036	–	0.97	1.03	0.94
MA12B	FC/MC/PC35B	0.99	0.98	1.01
MV12B	FC/MC/PC35B	0.97	0.96	1.01
MV16C	FC/MC/PC35C	0.97	0.96	1.01
MA12B	FC/MC/PC43B	1.00	1.00	1.00
MV12B	FC/MC/PC43B	0.98	0.98	1.00
MV16C	FC/MC/PC43C	0.98	0.98	1.00

Furnaces	Coils	MBH	KW	COP
T*(8,L)X*A12	FC/MC/PC37A	1.00	1.08	0.92
T*9X*B12	FC/MC/PC43B	1.00	1.09	0.92
T*(8,L)X*B12	FC/MC/PC43B	1.00	1.08	0.93
Y*(8,L)C*A12	FC/MC/PC37A	0.99	1.02	0.97
Y*(8,L)C*B12	FC/MC/PC43B	0.98	1.05	0.94
(Y*9C/T*9V)*B12	FC/MC/PC43B	0.99	1.03	0.96
Y*(8,L)C*C16	FC/MC/PC43C	0.98	1.06	0.92
Y*(8,L)C*C20	FC/MC/PC43C	0.98	1.07	0.92
(Y*9C/T*9V)*C16	FC/MC/PC43C	0.98	1.04	0.94
(Y*9C/T*9V)*C20	FC/MC/PC43C	0.98	1.06	0.93
Y*(8,L)C*C16	HC42	0.98	1.06	0.92
Y*(8,L)C*C20	HC42	0.98	1.07	0.92
(Y*9C/T*9V)*C16	HC42	0.98	1.04	0.94
(Y*9C/T*9V)*C20	HC42	0.98	1.06	0.93
Y*(8,L)C*A12	HD36	0.93	0.90	1.02
Y*(8,L)C*B12	HD36	0.92	0.92	1.01
Y*(8,L)C*C16	HD36	0.92	0.92	1.00
Y*(8,L)C*C20	HD36	0.93	0.94	0.99
(Y*9C/T*9V)*B12	HD36	0.92	0.91	1.01
(Y*9C/T*9V)*C16	HD36	0.92	0.92	1.00
(Y*9C/T*9V)*C20	HD36	0.92	0.92	1.01

HEATING PERFORMANCE DATA										
CONDENSING UNIT MODEL NO		YHJD36S41S1								
EVAPORATOR COIL MODEL NO		AHP36								
AIR TEMP. ENTERING OUTDOOR UNIT	AIR TEMP. ENTERING INDOOR COIL	ID CFM								
		1000			1200			1400		
		MBTUH	KW	C.O.P.	MBTUH	KW	C.O.P.	MBTUH	KW	C.O.P.
60	60	44.9	3.1	4.2	46.3	3.2	4.3	47.8	3.2	4.4
	70	42.7	3.3	3.8	44.3	3.3	3.9	45.8	3.4	4.0
	80	40.6	3.4	3.5	42.2	3.5	3.6	43.9	3.5	3.6
47	60	36.8	2.9	3.7	38.6	3.0	3.8	40.5	3.0	3.9
	70	28.4	2.8	3.0	33.4	3.0	3.3	38.5	3.2	3.5
	80	19.9	2.7	2.2	28.2	3.0	2.7	36.5	3.3	3.2
40	60	34.6	2.8	3.6	35.2	2.9	3.6	35.8	3.0	3.5
	70	24.0	3.0	2.4	32.5	3.0	3.2	41.1	3.1	3.9
	80	13.3	3.1	1.3	29.8	3.1	2.8	46.3	3.2	4.3
30	60	28.1	2.7	3.1	29.7	2.8	3.2	31.3	2.8	3.2
	70	25.2	2.8	2.7	27.3	2.9	2.8	29.4	2.9	2.9
	80	22.4	2.9	2.3	24.9	3.0	2.5	27.5	3.0	2.7
17	60	22.2	2.4	2.7	23.1	2.5	2.7	24.0	2.7	2.6
	70	21.0	2.5	2.5	21.6	2.6	2.4	22.2	2.7	2.4
	80	19.8	2.6	2.3	20.1	2.7	2.2	20.3	2.8	2.2
10	60	19.7	2.4	2.4	20.7	2.5	2.5	21.8	2.6	2.5
	70	15.0	2.4	1.8	17.5	2.5	2.1	20.1	2.6	2.2
	80	10.3	2.4	1.3	14.4	2.5	1.7	18.4	2.7	2.0

NOTE: ALL CAPACITIES ARE NET (KBTUH) WITH INDOOR FAN HEAT ALREADY DEDUCTED AT 1250 BTUH/1000 CFM.

**Multipliers for determining the performance with other indoor sections.**

Air Handlers	Coils	MBH	KW	COP
-	FC/MC/PC37	1.01	1.01	1.00
-	FC/MC/PC43	1.01	1.01	1.00
-	FC/MC/PC48	1.01	1.01	1.00
-	HC42	1.01	1.01	1.00
-	HD48	0.96	0.91	1.06
-	HD48	0.96	0.90	1.07
AHX36	-	0.99	1.07	0.92
AV*36	-	0.99	1.06	0.93
F4FP045	-	1.03	1.06	0.97
F6FP042	-	1.02	1.09	0.94
MA12B	FC/MC/PC43B	1.01	1.01	1.00
MV12B	FC/MC/PC43B	1.00	1.00	1.00
MV16C	FC/MC/PC43C	0.99	0.99	1.00
MA14D	FC/MC/PC48D	1.01	1.01	1.00
MV12D	FC/MC/PC48D	0.98	0.98	1.01
MV16C	FC/MC/PC48C	0.99	0.99	1.00
MV20D	FC/MC/PC48D	0.99	0.99	1.00

Furnaces	Coils	MBH	KW	COP
T*9X*B12	FC/MC/PC43B	1.00	1.06	0.95
T*(8,L)X*B12	FC/MC/PC43B	1.00	1.06	0.94
T*(8,L)X*C16	FC/MC/PC43C	0.98	1.07	0.91
T*9X*C16	FC/MC/PC43C	1.00	1.07	0.94
T*(8,L)X*C20	FC/MC/PC43C	0.99	1.08	0.92
T*9X*C20	FC/MC/PC43C	0.99	1.06	0.93

Furnaces	Coils	MBH	KW	COP
Y*(8,L)C*A12	FC/MC/PC37A	0.96	0.99	0.97
Y*(8,L)C*B12	FC/MC/PC43B	1.00	1.02	0.98
(Y*9C/T*9V)*B12	FC/MC/PC43B	1.00	1.02	0.98
Y*(8,L)C*C16	FC/MC/PC43C	0.99	1.05	0.94
Y*(8,L)C*C20	FC/MC/PC43C	0.98	1.05	0.94
(Y*9C/T*9V)*C16	FC/MC/PC43C	0.99	1.03	0.96
(Y*9C/T*9V)*C20	FC/MC/PC43C	0.99	1.04	0.95
Y*(8,L)C*C16	FC/MC/PC48C	0.99	1.06	0.93
Y*(8,L)C*C20	FC/MC/PC48C	0.98	1.06	0.93
(Y*9C/T*9V)*C16	FC/MC/PC48C	0.99	1.05	0.95
(Y*9C/T*9V)*C20	FC/MC/PC48C	1.01	1.05	0.96
Y*(8,L)C*C16	HC42	0.99	1.05	0.94
Y*(8,L)C*C20	HC42	0.98	1.05	0.93
(Y*9C/T*9V)*C16	HC42	0.99	1.03	0.97
(Y*9C/T*9V)*C20	HC42	0.99	1.04	0.95
Y*(8,L)C*B12	HD48	0.95	0.95	1.00
Y*(8,L)C*C16	HD48	0.95	0.97	0.98
Y*(8,L)C*C20	HD48	0.94	0.97	0.97
(Y*9C/T*9V)*B12	HD48	0.95	0.95	1.01
(Y*9C/T*9V)*C16	HD48	0.95	0.96	0.99
(Y*9C/T*9V)*C20	HD48	0.97	0.97	1.00
Y*(8,L)C*C16	UC48C	1.00	1.08	0.92
Y*(8,L)C*C20	UC48C	1.00	1.09	0.91
(Y*9C/T*9V)*C16	UC48C	1.00	1.08	0.93
(Y*9C/T*9V)*C20	UC48C	1.02	1.07	0.95

HEATING PERFORMANCE DATA										
CONDENSING UNIT MODEL NO		YHJD42S41S1								
EVAPORATOR COIL MODEL NO		FC/MC/PC/UC48								
AIR TEMP. ENTERING OUTDOOR UNIT	AIR TEMP. ENTERING INDOOR COIL	ID CFM								
		1200			1400			1600		
		MBTUH	KW	C.O.P.	MBTUH	KW	C.O.P.	MBTUH	KW	C.O.P.
60	60	48.7	3.5	4.1	48.7	3.5	4.1	48.7	3.4	4.2
	70	47.8	3.8	3.6	48.6	3.8	3.7	49.5	3.8	3.8
	80	46.8	4.2	3.3	48.6	4.2	3.4	50.3	4.1	3.6
47	60	42.5	3.3	3.8	42.9	3.3	3.8	43.3	3.2	3.9
	70	42.3	3.6	3.4	42.7	3.6	3.5	43.1	3.6	3.6
	80	42.0	3.9	3.1	42.4	3.9	3.2	42.9	3.9	3.3
40	60	40.1	3.2	3.7	40.5	3.2	3.7	40.8	3.2	3.8
	70	39.1	3.5	3.3	39.6	3.5	3.3	40.0	3.5	3.4
	80	38.2	3.8	2.9	38.7	3.8	3.0	39.2	3.8	3.0
30	60	33.5	3.8	2.6	33.8	3.7	2.7	34.1	3.7	2.7
	70	34.8	3.4	3.0	34.5	3.4	3.0	34.1	3.4	2.9
	80	36.2	3.1	3.4	35.1	3.1	3.3	34.1	3.1	3.2
17	60	27.8	3.6	2.2	28.4	3.6	2.3	29.1	3.6	2.4
	70	28.3	3.3	2.5	28.8	3.3	2.5	29.2	3.3	2.6
	80	28.8	3.0	2.8	29.1	3.0	2.8	29.4	3.0	2.8
10	60	26.3	3.6	2.1	26.9	3.6	2.2	27.6	3.6	2.2
	70	25.6	3.3	2.3	26.8	3.3	2.4	28.0	3.3	2.5
	80	24.8	3.0	2.4	26.6	3.0	2.6	28.4	3.0	2.8

NOTE: ALL CAPACITIES ARE NET (KBTUH) WITH INDOOR FAN HEAT ALREADY DEDUCTED AT 1250 BTUH/1000 CFM.

#### Multipliers for determining the performance with other indoor sections.

Air Handlers	Coils	MBH	KW	COP
–	FC/MC/PC60	1.00	1.06	0.94
–	HC42	0.99	0.99	1.00
–	HC60	1.00	1.06	0.94
–	HD60	0.99	0.89	1.11
AHP/SHP48	–	1.00	1.00	1.00
AHX42	–	0.98	1.05	0.93
AHX48	–	0.98	1.07	0.92
AV/SV*48	–	0.98	1.05	0.94
F4FP045	–	1.01	1.07	0.94
F5FP048	–	0.99	1.01	0.98
F6FP042	–	0.99	1.06	0.94
F6FP048	–	0.99	1.09	0.91
MA14D	FC/MC/PC48D	1.00	1.00	1.00
MA16C	FC/MC/PC48C	1.00	1.00	1.00
MV16C	FC/MC/PC48C	0.99	0.99	1.00
MV20D	FC/MC/PC48D	0.98	0.98	1.00
MA14D	FC/MC/PC60D	1.00	1.06	0.94
MA16C	FC/MC/PC60C	1.00	1.06	0.94
MV20D	FC/MC/PC60D	0.98	1.04	0.94

Continued on next page.



Furnaces	Coils	MBH	KW	COP
T*(8,L)X*C16	FC/MC/PC48C	0.98	1.05	0.94
T*9X*C16	FC/MC/PC48C	0.99	1.04	0.95
T*(8,L)X*C20	FC/MC/PC48C	0.98	1.06	0.93
T*9X*C20	FC/MC/PC48C	0.98	1.05	0.94
T*9X*D20	FC/MC/PC48D	0.98	1.05	0.93
T*(8,L)X*C16	UC48C	0.98	1.09	0.90
T*9X*C16	UC48C	0.99	1.07	0.93
T*(8,L)X*C20	UC48C	0.99	1.10	0.90
T*9X*C20	UC48C	0.99	1.08	0.92
T*9X*D20	UC48D	0.99	1.09	0.91
Y*(8,L)C*C16	FC/MC/PC48C	0.99	1.04	0.95
Y*(8,L)C*C20	FC/MC/PC48C	0.99	1.05	0.95
(Y*9C/T*9V)*C16	FC/MC/PC48C	0.99	1.03	0.96
(Y*9C/T*9V)*C20	FC/MC/PC48C	0.99	1.03	0.97
(Y*9C/T*9V)*D20	FC/MC/PC48D	0.99	1.04	0.96
(Y*9C/T*9V)*D20	FC/MC/PC60D	1.00	1.08	0.93
(Y*9C/T*9V)*D20	FC/MC62D	0.99	1.06	0.94
Y*(8,L)C*C16	FC/PC60C	1.00	1.08	0.92
Y*(8,L)C*C20	FC/PC60C	0.99	1.09	0.91
(Y*9C/T*9V)*C16	FC/PC60C	1.00	1.05	0.95
(Y*9C/T*9V)*C20	FC/PC60C	1.00	1.07	0.94

Furnaces	Coils	MBH	KW	COP
Y*(8,L)C*C16	HC42	0.99	1.03	0.96
Y*(8,L)C*C20	HC42	0.99	1.03	0.96
(Y*9C/T*9V)*C16	HC42	0.99	1.02	0.98
(Y*9C/T*9V)*C20	HC42	0.99	1.02	0.97
Y*(8,L)C*B12	HD48	0.98	0.92	1.07
Y*(8,L)C*C16	HD48	0.98	0.95	1.03
Y*(8,L)C*C20	HD48	0.97	0.93	1.04
(Y*9C/T*9V)*B12	HD48	0.96	0.87	1.11
(Y*9C/T*9V)*C16	HD48	0.98	0.92	1.06
(Y*9C/T*9V)*C20	HD48	0.98	0.94	1.04
(Y*9C/T*9V)*D20	HD48	0.98	0.95	1.03
Y*(8,L)C*C16	UC48C	0.99	1.07	0.93
Y*(8,L)C*C20	UC48C	0.99	1.07	0.93
(Y*9C/T*9V)*C16	UC48C	1.00	1.06	0.94
(Y*9C/T*9V)*C20	UC48C	1.00	1.05	0.95
(Y*9C/T*9V)*D20	UC48D	1.00	1.06	0.94
Y*(8,L)C*C16	UC60C	0.99	1.07	0.93
Y*(8,L)C*C20	UC60C	0.99	1.08	0.92
(Y*9C/T*9V)*C16	UC60C	1.00	1.04	0.96
(Y*9C/T*9V)*C20	UC60C	1.00	1.05	0.95
(Y*9C/T*9V)*D20	UC60D	1.00	1.06	0.94

HEATING PERFORMANCE DATA										
CONDENSING UNIT MODEL NO		YHJD48S41S1								
EVAPORATOR COIL MODEL NO		AHP/SHP48								
AIR TEMP. ENTERING OUTDOOR UNIT	AIR TEMP. ENTERING INDOOR COIL	ID CFM								
		1400			1600			1800		
		MBTUH	KW	C.O.P.	MBTUH	KW	C.O.P.	MBTUH	KW	C.O.P.
60	60	60.1	4.0	4.4	61.4	4.0	4.5	62.7	3.9	4.7
	70	59.0	4.1	4.3	59.2	4.3	4.0	61.1	4.3	4.2
	80	57.9	4.1	4.1	57.0	4.7	3.6	59.5	4.7	3.7
47	60	52.1	3.3	4.7	51.4	3.7	4.0	48.1	3.7	3.8
	70	51.3	3.6	4.2	50.7	4.2	3.6	49.4	4.1	3.5
	80	50.4	3.9	3.8	50.0	4.6	3.2	50.8	4.6	3.2
40	60	47.4	3.2	4.4	45.5	3.7	3.6	48.5	3.7	3.8
	70	46.9	3.5	3.9	45.5	4.1	3.2	47.1	4.1	3.4
	80	46.5	3.9	3.5	45.5	4.5	3.0	45.7	4.5	3.0
30	60	41.8	3.0	4.0	38.4	4.3	2.6	37.3	4.2	2.6
	70	41.5	3.4	3.6	37.5	3.9	2.9	37.9	3.9	2.9
	80	41.3	3.7	3.3	36.6	3.4	3.1	38.4	3.5	3.2
17	60	35.1	2.9	3.6	28.6	3.9	2.2	29.5	4.0	2.2
	70	35.0	3.2	3.2	29.1	3.6	2.4	29.9	3.6	2.4
	80	34.9	3.5	2.9	29.5	3.3	2.6	30.2	3.3	2.7
10	60	32.0	2.8	3.4	25.8	3.9	2.0	26.4	3.9	2.0
	70	31.8	3.1	3.0	26.4	3.6	2.2	27.3	3.6	2.2
	80	31.7	3.4	2.8	27.0	3.3	2.4	28.1	3.4	2.5

NOTE: ALL CAPACITIES ARE NET (KBTUH) WITH INDOOR FAN HEAT ALREADY DEDUCTED AT 1250 BTUH/1000 CFM.

#### Multipliers for determining the performance with other indoor sections.

Air Handlers	Coils	MBH	KW	COP
-	FC/MC/PC48	1.00	0.95	1.04
-	FC/MC/PC60	1.00	1.02	0.99
-	HC60	1.00	1.02	0.99
-	HD60	0.98	0.85	1.16
-	MC62	1.00	0.97	1.03
AHP60	-	0.99	1.01	0.99
AHX48	-	0.98	1.01	0.97
AV*48	-	0.99	1.01	0.99
AV/SV*60	-	0.98	0.99	0.98
F4FV060	-	0.99	1.01	0.99
F5FP048	-	0.99	0.98	1.02
F5FP060	-	1.00	1.02	0.98
F6FP048	-	0.99	1.04	0.95
MA16C	FC/MC/PC48C	1.00	0.95	1.04
MA20D	FC/MC/PC48D	1.00	0.95	1.04
MV16C	FC/MC/PC48C	0.99	0.94	1.04
MV20D	FC/MC/PC48D	0.99	0.94	1.04
MA16C	FC/MC/PC60C	1.00	1.02	0.99
MA20D	FC/MC/PC60D	1.00	1.02	0.99
MV20D	FC/MC/PC60D	0.99	1.01	0.99
MA20D	MC62D	1.00	0.97	1.03
MV20D	MC62D	0.99	0.96	1.03

Furnaces	Coils	MBH	KW	COP
T*(8,L)X*C16	FC/PC60C	0.98	0.99	0.99
T*9X*C16	FC/PC60C	0.98	0.99	1.00

Furnaces	Coils	MBH	KW	COP
T*(8,L)X*C20	FC/MC/PC60D	0.98	0.99	0.99
T*9X*C20	FC/PC60C	0.98	0.99	0.99
T*9X*D20	FC/MC/PC60D	0.97	1.00	0.97
T*9X*D20	FC/MC62D	0.99	1.01	0.98
T*(8,L)X*C16	UC60C	0.99	1.02	0.97
T*(8,L)X*C20	UC60D	0.97	1.04	0.94
T*9X*C16	UC60C	0.99	1.02	0.97
T*9X*C20	UC60C	0.99	1.03	0.96
T*9X*D20	UC60D	0.97	1.03	0.95
(Y*9C/T*9V)*D20	FC/MC/PC60D	0.99	1.00	1.00
(Y*9C/T*9V)*D20	FC/MC62D	1.00	1.01	0.98
Y*(8,L)C*C16	FC/PC60C	0.99	1.00	0.99
Y*(8,L)C*C20	FC/PC60C	0.99	1.02	0.97
(Y*9C/T*9V)*C16	FC/PC60C	1.00	0.99	1.00
(Y*9C/T*9V)*C20	FC/PC60C	1.00	0.99	1.00
(Y*9C/T*9V)*D20	HC60	1.00	1.03	0.97
Y*(8,L)C*C16	HD60	0.98	0.94	1.04
Y*(8,L)C*C20	HD60	0.98	0.96	1.03
(Y*9C/T*9V)*C16	HD60	0.99	0.94	1.05
(Y*9C/T*9V)*C20	HD60	0.99	0.94	1.05
(Y*9C/T*9V)*D20	HD60	0.98	0.94	1.05
Y*(8,L)C*C16	UC60C	0.99	1.02	0.98
Y*(8,L)C*C20	UC60C	0.99	1.03	0.96
(Y*9C/T*9V)*C16	UC60C	1.00	1.01	0.99
(Y*9C/T*9V)*C20	UC60C	1.00	1.01	0.99

<b>Furnaces</b>	<b>Coils</b>	<b>MBH</b>	<b>KW</b>	<b>COP</b>
(Y*9C/T*9V)*D20	UC60D	1.00	1.01	0.98

HEATING PERFORMANCE DATA										
CONDENSING UNIT MODEL NO		YHJD60S41S1								
EVAPORATOR COIL MODEL NO		FC/MC62								
AIR TEMP. ENTERING OUTDOOR UNIT	AIR TEMP. ENTERING INDOOR COIL	ID CFM								
		1600			1800			2000		
		MBTUH	KW	C.O.P.	MBTUH	KW	C.O.P.	MBTUH	KW	C.O.P.
60	60	65.7	4.7	4.1	66.7	4.6	4.2	67.6	4.6	4.3
	70	64.7	5.1	3.7	65.4	5.0	3.8	66.1	4.9	3.9
	80	63.8	5.5	3.4	64.1	5.4	3.5	64.5	5.3	3.6
47	60	56.9	4.4	3.8	57.4	4.4	3.9	58.0	4.3	4.0
	70	55.8	4.8	3.4	56.3	4.8	3.5	56.8	4.7	3.5
	80	54.7	5.2	3.1	55.2	5.2	3.1	55.6	5.1	3.2
40	60	51.9	4.3	3.5	51.7	4.3	3.5	51.4	4.3	3.5
	70	50.6	4.8	3.1	51.1	4.7	3.2	51.7	4.7	3.2
	80	49.3	5.2	2.8	50.6	5.1	2.9	51.9	5.0	3.0
30	60	44.1	5.0	2.6	43.6	5.0	2.5	43.1	5.0	2.5
	70	45.3	4.6	2.9	44.8	4.6	2.9	44.4	4.6	2.8
	80	46.5	4.2	3.2	46.1	4.2	3.2	45.6	4.1	3.2
17	60	36.6	5.0	2.2	36.8	4.9	2.2	36.9	4.9	2.2
	70	36.0	4.5	2.4	36.5	4.5	2.4	37.1	4.4	2.4
	80	35.3	4.0	2.6	36.3	4.0	2.6	37.3	4.0	2.7
10	60	27.3	4.7	1.7	27.7	4.6	1.7	28.1	4.6	1.8
	70	30.4	4.4	2.0	31.2	4.3	2.1	32.0	4.3	2.2
	80	33.4	4.0	2.4	34.7	4.0	2.5	35.9	4.0	2.7

NOTE: ALL CAPACITIES ARE NET (KBTUH) WITH INDOOR FAN HEAT ALREADY DEDUCTED AT 1250 BTUH/1000 CFM.

**Multipliers for determining the performance with other indoor sections.**

Air Handlers	Coils	MBH	KW	COP
AHX60	—	1.00	1.02	0.99
F6FP060	—	0.99	1.01	0.98
MA20D	MC62D	1.00	1.00	1.00
MV20D	MC62D	0.99	0.99	1.00

Furnaces	Coils	MBH	KW	COP
T*(8,L)X*C20	FC/MC62D	0.98	1.02	0.96
T*9X*D20	FC/MC62D	0.98	0.97	1.01
(Y*9C/T*9V)*D20	FC/MC/PC60D	0.98	0.97	1.02
Y*(8,L)C*C20	FC/MC62D	0.98	1.01	0.98
(Y*9C/T*9V)*C20	FC/MC62D	0.99	0.99	1.01